



exocad

Your
future in
digital
dentistry

exocad.com

Why experts trust our digital dentistry solutions

Sometimes, it's hard to know which new digital technology to choose in the world of dentistry. exocad's software has enabled tens of thousands of dental professionals worldwide to smoothly transition to digital production. We're proud of our customer satisfaction. So, before choosing a CAD/CAM system, why not ask your colleagues and friends about their experience with our software?

exocad is the choice of software for leading manufacturers of dental CAD/CAM systems. International dental experts are confidently using our digital dentistry solutions and their valuable feedback motivates us to continue optimizing our products for our customers' evolving needs. Our mission is to expand the possibilities of digital dentistry, and to provide solid, reliable, and easy to use software solutions for a rapidly evolving market with you at its heart.

You, the dental technicians and clinicians, are the experts we continue to learn from. And with our learning from you, we are able to provide software that ensures optimal usability every day.

You'll be able to adapt to emerging trends in digital dentistry rapidly, thanks to our sustained focus on research and innovation. Our software solutions cover an extensive variety of indications, making it the ideal choice both for expert users and newcomers to the CAD/CAM field.



Faster workflows, improved proficiency

Save time by working with high-performance software that runs robustly, even when dealing with large and complex cases. Quick response times and optimal usability help speed up your daily work.



It's easy to use and to reach your high expectations

Your complex procedures can become more simple and efficient, thanks to our experience working closely with dental professionals like yourself, creating more accessible dental software for the digital age.



Flexibility as you require it

Experience maximum flexibility and freedom through exocad's modular and open approach. It's not just the software that is flexible, the business model is too. Mix and match modules, buy perpetual CAD software licenses, or rent the software at attractive rates – it's all your choice.



Reliability you can trust

You can rely on us to create software that you will continue to appreciate and profit from. Our product has proven its stability time and time again, because we always pay the greatest attention to quality and to detail. Our reliable updates provide new possibilities that are always driven by your needs.



Independent & innovative

Our software puts you at the forefront of innovation. Since our foundation in 2010, our dedicated team of engineers and researchers has consistently developed state-of-the-art innovations for the dental industry. As the independent and hardware-neutral technology provider, our goal is to push the limits of digital dentistry through software solutions.



Truly future-proof

We're the dental CAD/CAM software provider with the widest choice of integrated solutions using third-party scanners, mills, printers, and materials. And we are always open to new ideas, ready to support today's and tomorrow's best solutions to meet and exceed our customers' requirements.

Leading brands such as Amann Girrbach, BEGO, KaVo, Nobel Biocare, Schütz Dental, Zfx and Zirkonzahn offer perfectly integrated CAD/CAM systems that take advantage of exocad's technology.



WHAT USERS SAY ABOUT EXOCAD

Our complete software solution provides many reasons to start your future in digital dentistry today. But our best sales proposition are the thousands of loyal customers we've won over by reinventing the market with exocad's freedom of choice.



Alwin Ngai
Chief Operating Officer
Modern Dental Group Ltd.,
Shenzhen (China)
> 2000 Employees

“ Since the Digital Revolution began in the lab industry, we have used almost every available dental CAD program on the market. What myself and my team love most about exocad is its intuitiveness in the hands of dental technicians, its flexibility when designing complex restorations, and its ability to integrate easily with other open platform solutions.

Not only does exocad allow us to handle every type of case sent to us, it also gives us the tools we need to enhance our current digital workflows while peering into the future.



Waldo Zarco Nosti
Dental Technician, Owner
Estudio dental CAD/CAM,
Algeciras (Spain)
facebook exocad experts group
5 Employees

“ The integration of digital dentistry has reinvented the workflow between clinics and dental laboratories. exocad has become an indispensable tool that allows me to plan and design my cases. Its communication features provide additional value when it comes to making important decisions, as I can access the virtual patient in my Smile Design projects.

Since progressing to expert level I am able to let my ideas become reality.



Aaron Bald, Owner
J&B Dental Studio, Deforest,
Wisconsin (USA)
5-10 Employees

“ When we went digital with exocad we had no prior CAD/CAM experience, and got fully up to speed with CAD/CAM in just a few days. exocad for us was, and still is, very straightforward and user friendly.

Since going digital with exocad, we have been able to expand our customer base, and have grown our business exponentially.



Kevin Shi
Dental Digital Director

KTJ International Dental Group,
Shenzhen (China)
> 2000 Employees

“ We use exocad DentalCAD software for various dental prosthetics product designs. exocad's software is robust and performant, especially in the field of implantology.

Dental technicians who use exocad can easily complete even complex implant bar designs, which greatly enhances work efficiency. At the same time, exocad DentalCAD software is integrated with many of the world's scanner brands. This leaves us with more freedom of choice.



Hansi Lange
Master Dental Technician, Owner

Dental Labor Teuber,
Darmstadt (Germany)
22 Employees

“ When we first started working with exocad, we already had long-term experience with other popular dental CAD programs. Despite diving into the exocad experience with no training, we found we were able to design crowns and bridges that very same day. Five years and several thousand designs later, we have come to the conclusion that exocad can handle almost any case we throw at it!

Thanks to its intuitive user interface, you can work on any design without the need for extensive training, and its flexibility facilitates the design of even the most exceptional cases with ease. Every new feature exocad has provided over the years offers new possibilities and tools for handling every conceivable scenario, quickly and with no fuss.



Axel Kufner
Crown & Bridge, Department
Manager

Dental Arts Laboratories, Inc.,
Peoria, Illinois (USA)
350 Employees

“ Dental Arts Laboratories, Inc. consists of 12 total locations. Throughout, we have 28 total design stations ... all exocad. The software is so versatile; intuitive enough for our entry level designers to quickly get to grips with, while powerful enough for our veteran CAD designers and their most complex cases. Designing everything from crowns and bridges, bite splints, RPDs to implants and bars, the user interface brings dentistry to life with its realistic rendering and practical tools.

The decision to switch our designers to exocad years ago was largely due to exocad's handling of the 'out of the ordinary' cases, large or small. Additionally, we save thousands annually on modules and updates versus mandatory license fees.

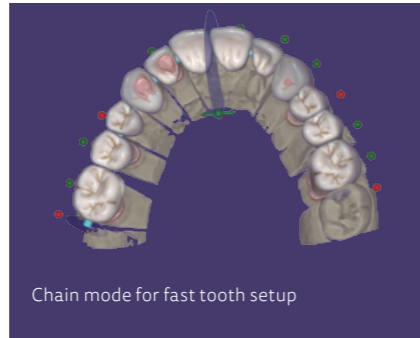
exocad has brought our ideas to life by handling anything we throw at it.

What's new and upcoming?

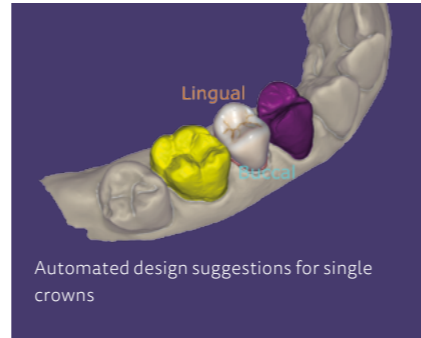
Now shipping



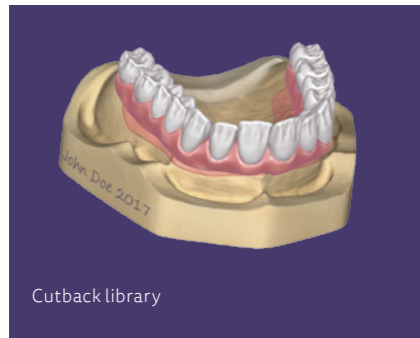
Virtual gingiva design



Chain mode for fast tooth setup



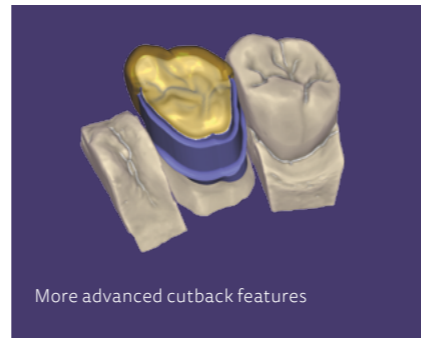
Automated design suggestions for single crowns



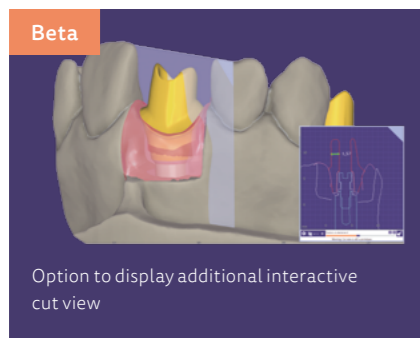
Cutback library



Thimble crown and retention libraries



More advanced cutback features



Option to display additional interactive cut view



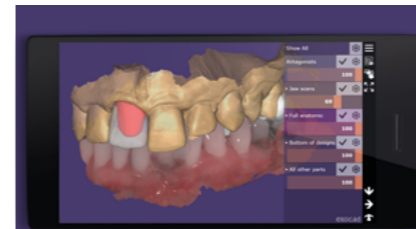
More advanced design of the cement gap



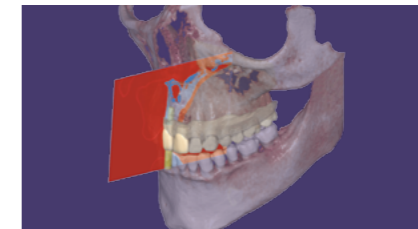
Design bridges and waxups over scanned bars

- Virtual waxup design using tooth libraries
- Easily copy and paste teeth
- Crown bottom tool compensation for bullnose and flat burs
- Connectorless bridges
- Improved print layout in DentalDB
- Display precision grid
- New add-on module: Jaw Motion Import
- Bar Module: Add anatomic shapes to bar
- Model Creator Module: Add text to models
- New virtual articulator types: bio-art A7+ adjustable and Denar Mark 330
- And much, much more

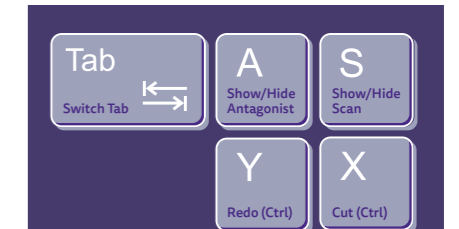
Coming soon



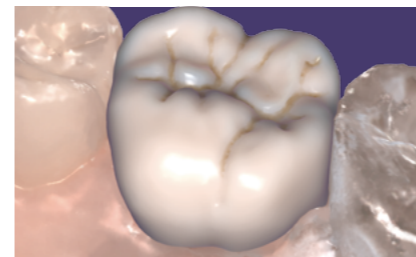
Webview: Send true 3D preview links that work in the web browser or in our app



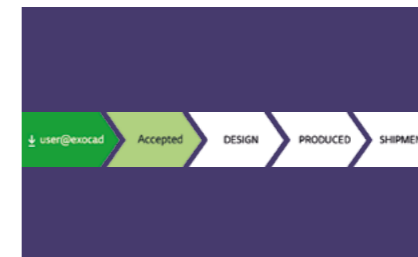
exoplan – an integrated solution for 3D implant planning



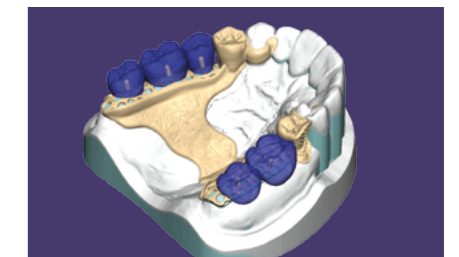
Faster interaction thanks to new hotkeys



New powerful dental CAD software for clinics

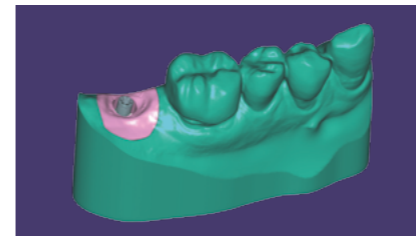


dentalshare new workflow features



Add-on Module: Partial Framework

In development



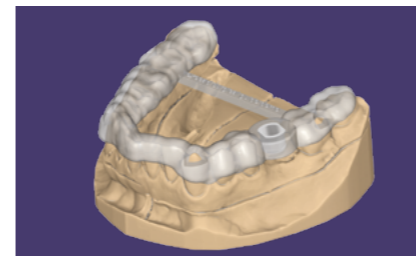
Model Creator: Add gingiva mask to model with implant analog



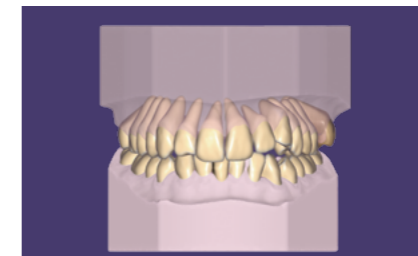
Articulator Module: More flexible selection of areas in articulator movement



Add-on module: Smile Design



Add-on module: Surgical Guide Design



exocad Ortho

exocad

The complete software solution for digital dentistry

Designing

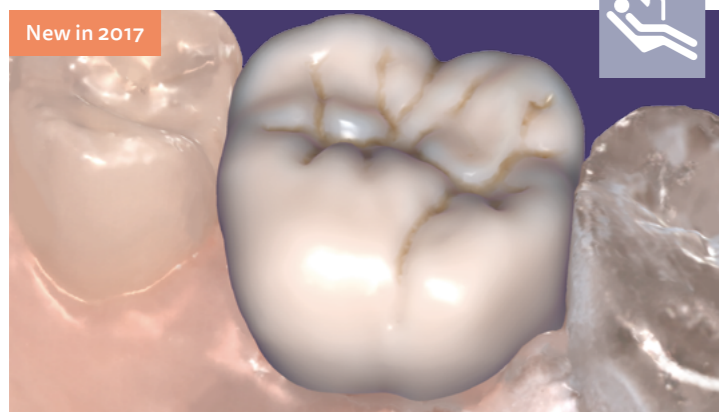


exocad DentalCAD

The leading white-label dental CAD software: great for beginners, yet powerful in the hands of an expert.

→ page 10-15

Designing

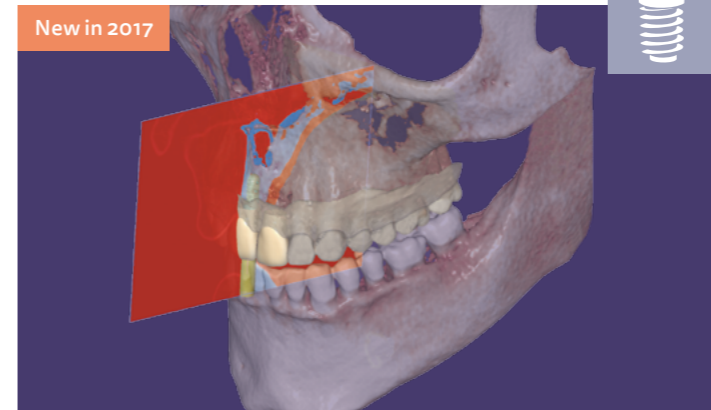


exocad ChairsideCAD

More automation, simplified user experience – exocad ChairsideCAD is optimized for usage in a clinical environment.

→ page 16/17

Implant planning



New in 2017



exoplan

We've applied our expertise in creating easy to use, accessible digital dentistry solutions in the area of implant planning.

→ page 36/37

Orthodontics



Preview

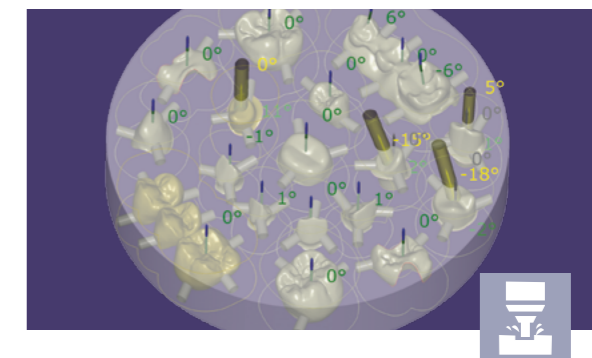


exocad Ortho

Our upcoming solution for the creation of orthodontic archive models, virtual tooth setups, bracket placement and more.

→ page 38/39

Production



exocam

Perfect integration, outstanding results – exocam makes milling easier than ever before.

→ page 40/41

Scanning

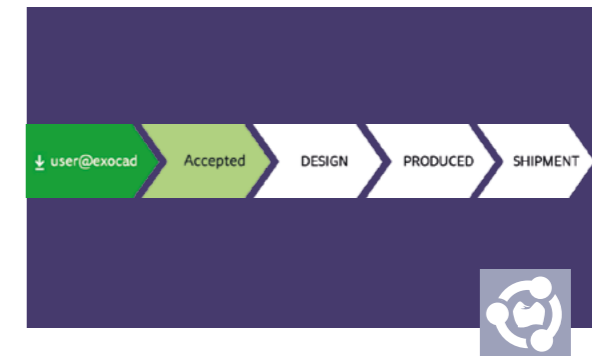


exoscan

Seamless scanner integration with exocad DentalCAD.

→ page 44/45

Communication



dentalshare

Enable rapid collaboration by exchanging cases from within the exocad software platform.

→ page 42/43



exocad DentalCAD

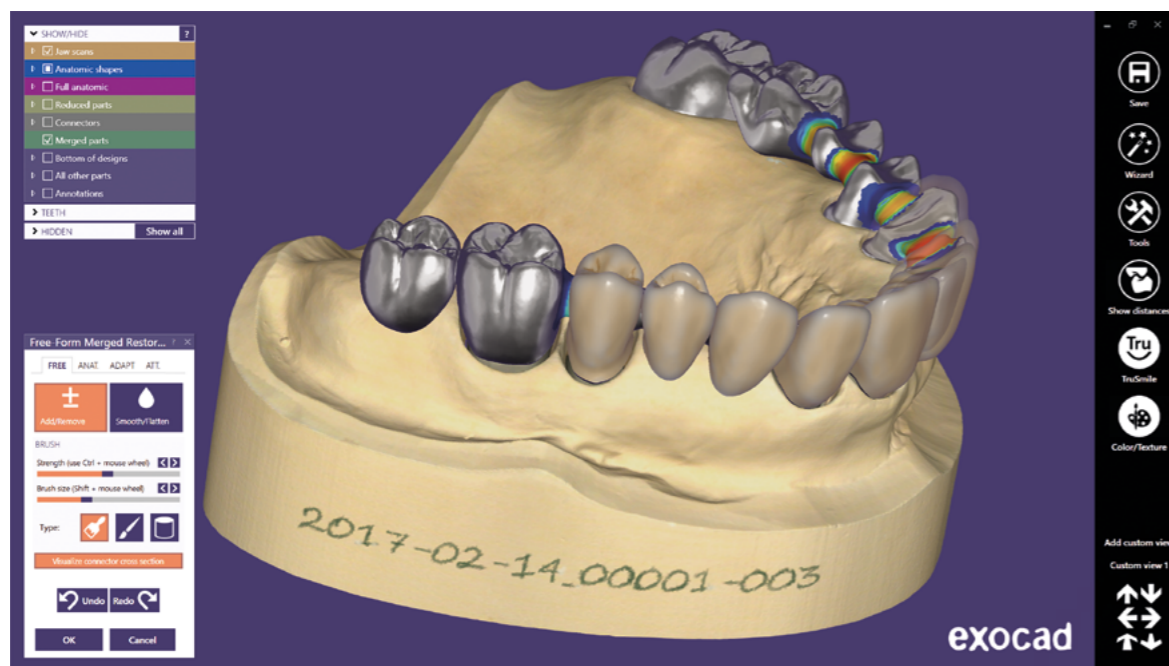
Powerful dental CAD software

exocad DentalCAD is the leading OEM-branded dental CAD software: great for beginners and even more powerful in the hands of an expert.

Our CAD software is known for its speedy operation and ease of use, helping you minimize training costs and maximize productivity. It is reliable and robust even when dealing with complex cases on a daily basis.

The speed and flexibility of exocad DentalCAD was achieved through harnessing the latest research results in the area of organic modeling. For over seven years, our team of engineers has consistently delivered innovations for a rapidly evolving market.

We listen to our customers and continue to integrate the latest insights, to ensure exocad users stay one step ahead of the curve.



Wide range of indications and functionality

Even the standard version of exocad DentalCAD covers a wide variety of indications.



Anatomic crowns

Design beautiful and functional crowns with minimal effort. Multiple high-quality tooth libraries included.



Anatomic/simple copings

Starting from the full anatomy, you can take advantage of cutback options to create an optimal coping.



Attachments

Attachment shapes, from a large library, can be added to or removed from your design.



Bridge framework

Full contour crowns, copings, pontics, or inlays can be combined with bridges and bridge frameworks.



Inlays/onlays

Beautiful, natural-looking inlay and onlay restorations can be designed rapidly and easily.



Veneers

Achieve highly aesthetic results with just a few mouse clicks. Several beautiful tooth libraries are included.



Work with waxups

Waxups made by hand can be scanned, edited, and copy-milled. It's also possible to create waxups digitally.



Telescopic crowns

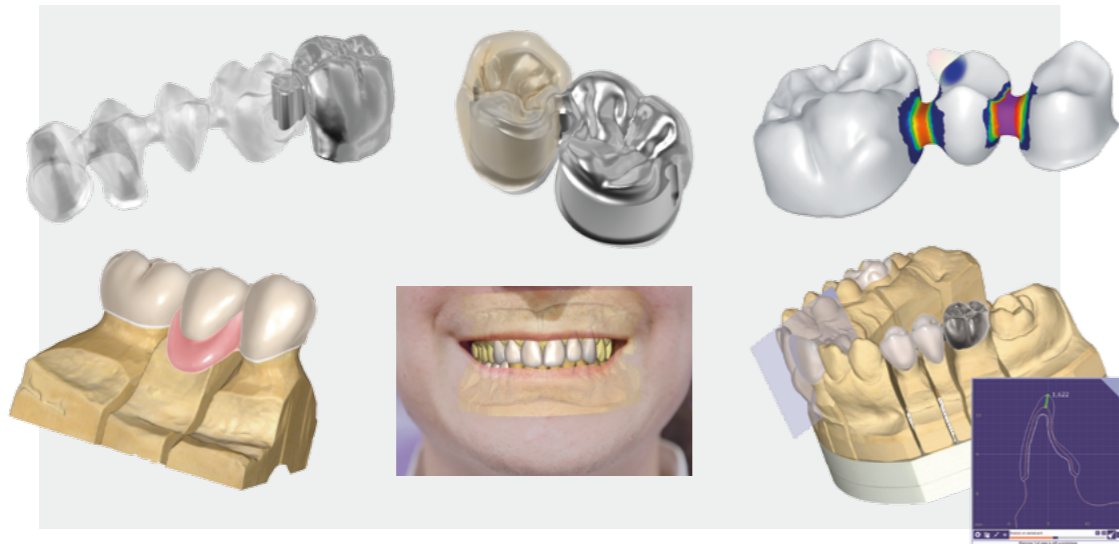
exocad gives you maximum flexibility when designing telescopic crowns.



exocad DentalCAD

Discover more

Once you are familiar with the base functionality of our software, there's more to discover.



A thriving online community



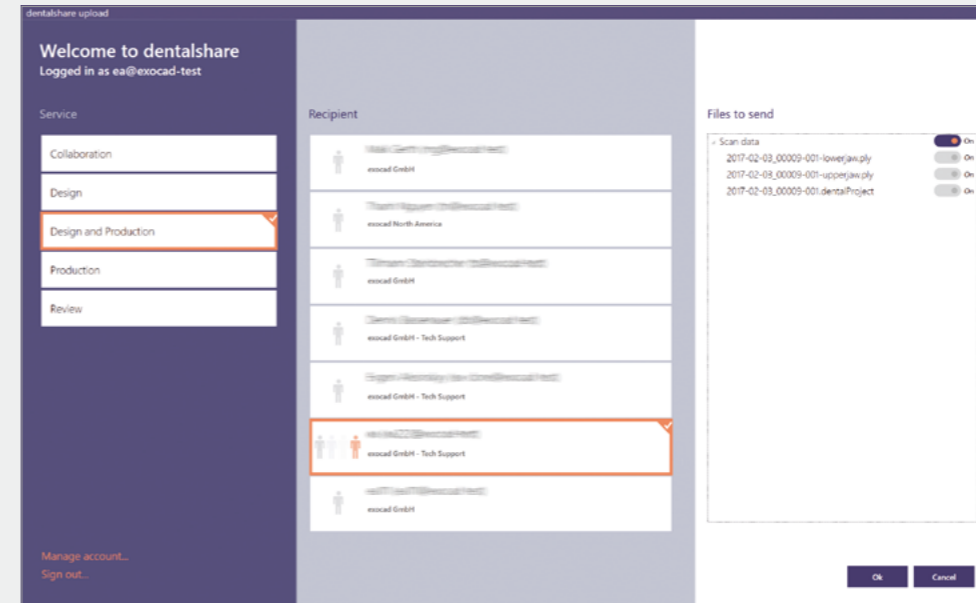
Become part of a thriving online community of experts. Share and discuss your experience in open discussions in an independent group on Facebook: facebook.com/groups/exocadexperts



End user support – both on- and offline – is provided both by our distributors as well as independent third-parties: exocad.com/partners



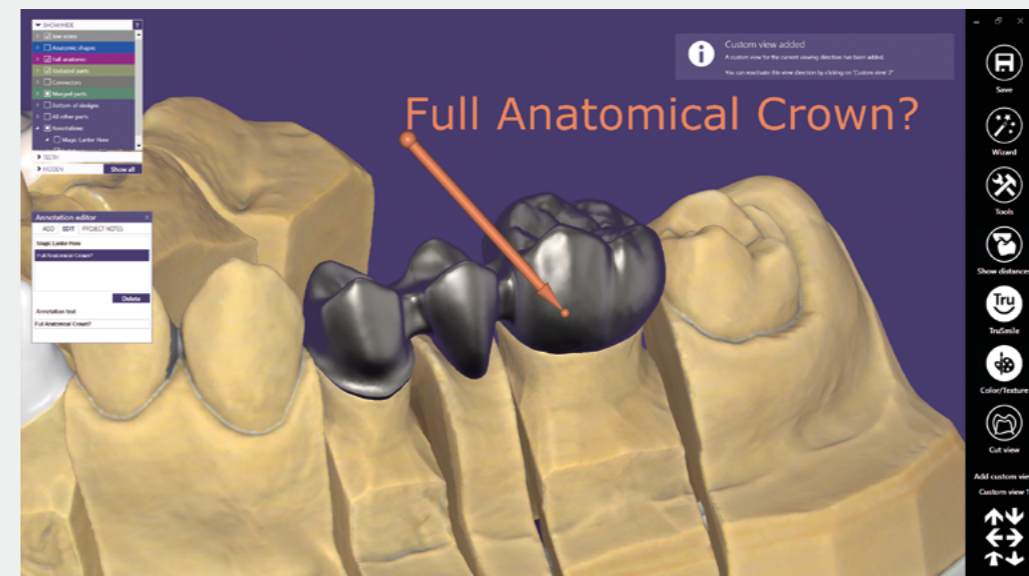
Visit our YouTube channel! You will find stunning technology previews, useful video tutorials and informative quick guides which help you to handle our products even better: yt.vu/+exocad



Exchange large 3D datasets with dentalshare



Save real 3D PDF files, to send out design previews that can be viewed in 3D using a standard PDF viewer





exocad DentalCAD

Add-on modules to exocad DentalCAD standard version

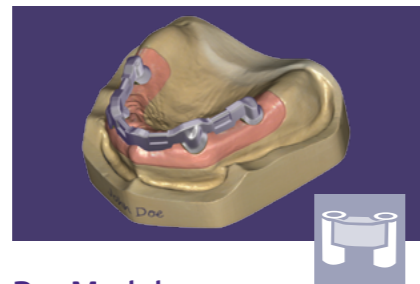
It's easy to upgrade your exocad DentalCAD standard version according to your needs. Choose from many add-on modules for advanced indications.



Implant Module

Design abutments and screw-retained bridges.

→ page 18/19



Bar Module

Advanced bar design for both standard and complex bars.

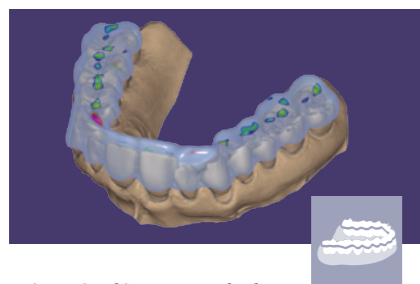
→ page 20/21



Model Creator

Create physical models from digital impression scans.

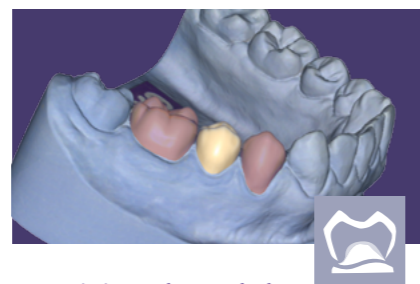
→ page 22/23



Bite Splint Module

Design night guards.

→ page 24



Provisional Module

Create eggshell temporaries from pre-op scans.

→ page 25



Partial Framework Module

Design removable partial denture frameworks.

→ page 26/27



Full Denture Module

Digital design of full dentures.

→ page 28



TruSmileTechnology

Realistic rendering of dental restorations.

→ page 29



Virtual Articulator

Simulate jaw movement and consider dynamic occlusion.

→ page 30



Jaw Motion Import

Import jaw measurement from devices.

→ page 31



DICOM Viewer

Visualize voxel CT data during the design process.

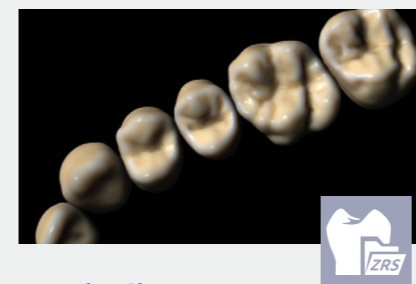
→ page 32



Smile Design

Combine patient photos, outlines, and 3D situations.

→ page 33



Tooth Library

Extensive library of beautiful natural teeth.

→ page 34/35



exocad ChairsideCAD

Powerful dental CAD software for clinics

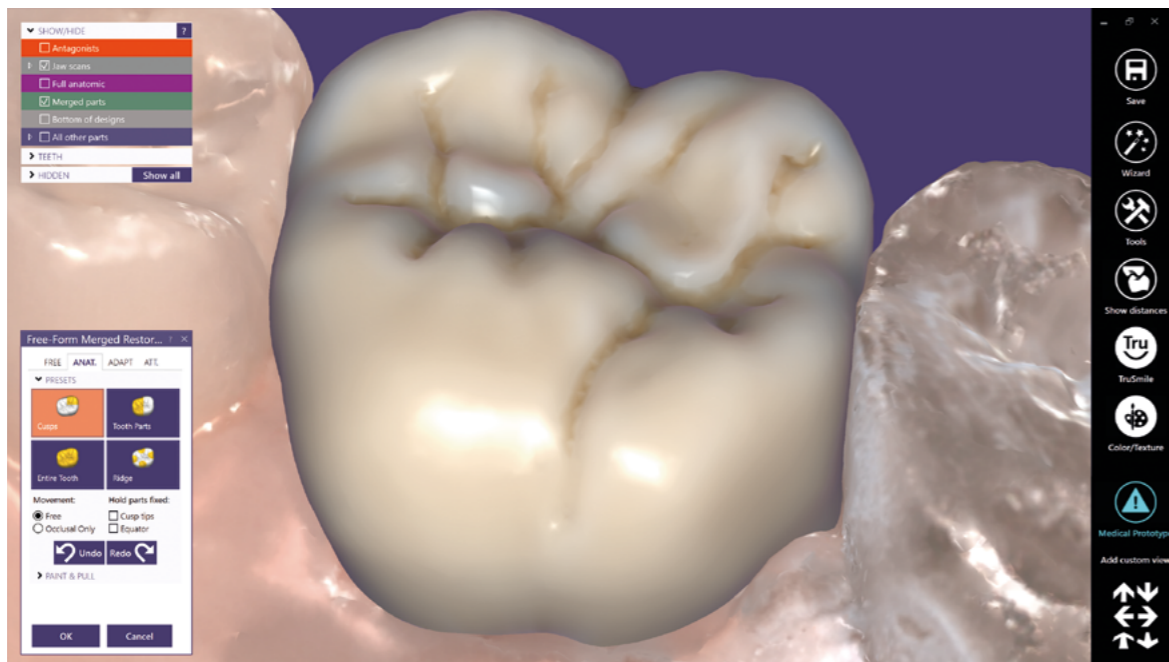
More automation, simplified user experience – exocad ChairsideCAD is optimized for use in a clinical environment.

The software supports the design of dental restorations that can be produced at chairside: inlays, onlays, crowns, veneers, bridges, and pontics. Add-on modules are available for creating eggshell temporaries and dental appliances such as bite splints.

The software is based on exocad's proven and trusted technology, and can load open files from an intraoral scanner of your choice. We work closely with some of the leading manufacturers to ensure perfect integration and smooth workflows.

Thanks to our open platform, there's a wide range of compatible production systems and materials to choose from. For cases not produced in your clinic, you can take advantage of the integrated communication system dentalshare to easily collaborate with the lab of your choice.

Make patient communication more visual



exocad ChairsideCAD indications and functionality



Anatomic crowns

Design beautiful and functional crowns with minimal effort. Multiple high-quality tooth libraries included.



Anatomic/simple copings

Starting from the full anatomy, you can take advantage of cutback options to create an optimal coping.



Bridge framework

Full contour crowns, copings, pontics, or inlays can be combined with bridges and bridge frameworks.



Inlays/onlays

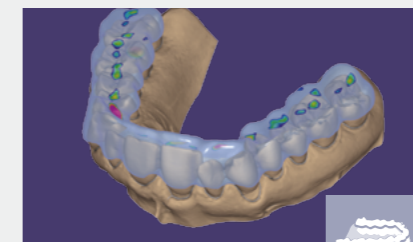
Beautiful, natural-looking inlay and onlay restorations can be designed rapidly and easily.



Veneers

Achieve highly aesthetic results with just a few mouse clicks. Several beautiful tooth libraries are included.

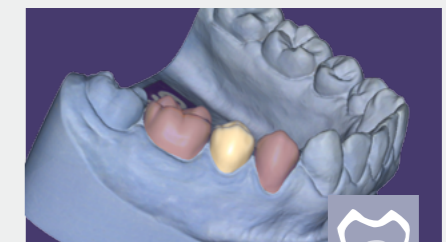
Add-on modules



Bite Splint Module

Design night guards.

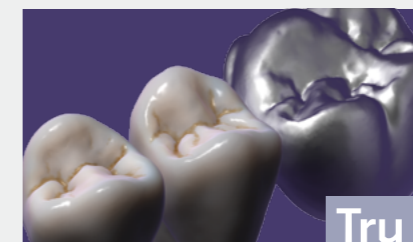
→ page 24



Provisional Module

Create eggshell temporaries from pre-op scans.

→ page 25



TruSmile Technology

Realistic rendering of dental restorations.

→ page 29



Virtual Articulator

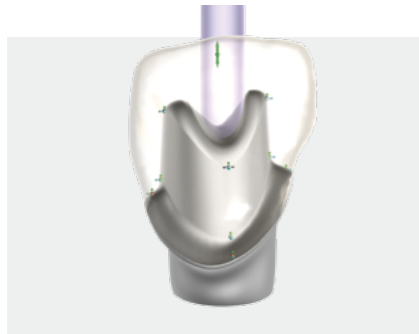
Simulate jaw movement and consider dynamic occlusion.

→ page 30



Implant Module

Design abutments and screw-retained bridges



Custom abutment design

With exocad's Implant Module, the design of custom abutments is easy and straightforward.



Screw-retained bridges

The design of screw-retained bridges, crowns and copings also becomes an easy task.

Huge selection of implant libraries

exocad's Implant Module ships with an extensive set of implant libraries. A huge selection of implant systems is supported – from top-tier implant manufacturers to smaller local players. There's an even wider range of titanium bases from third-party manufacturers to choose from. In addition, many milling centers provide dedicated libraries for exocad's Implant Module.

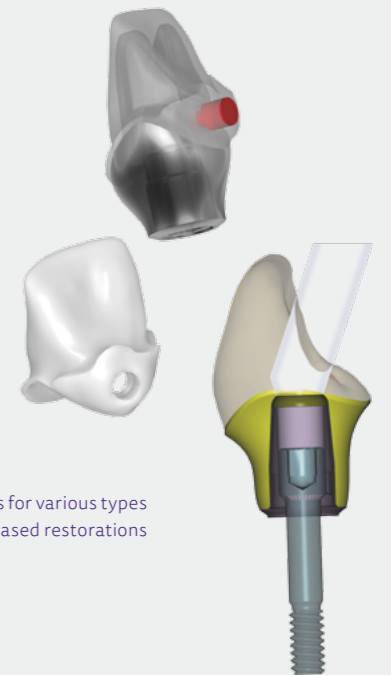
exocad.com/oem-integration/library-integration/



High productivity and process reliability

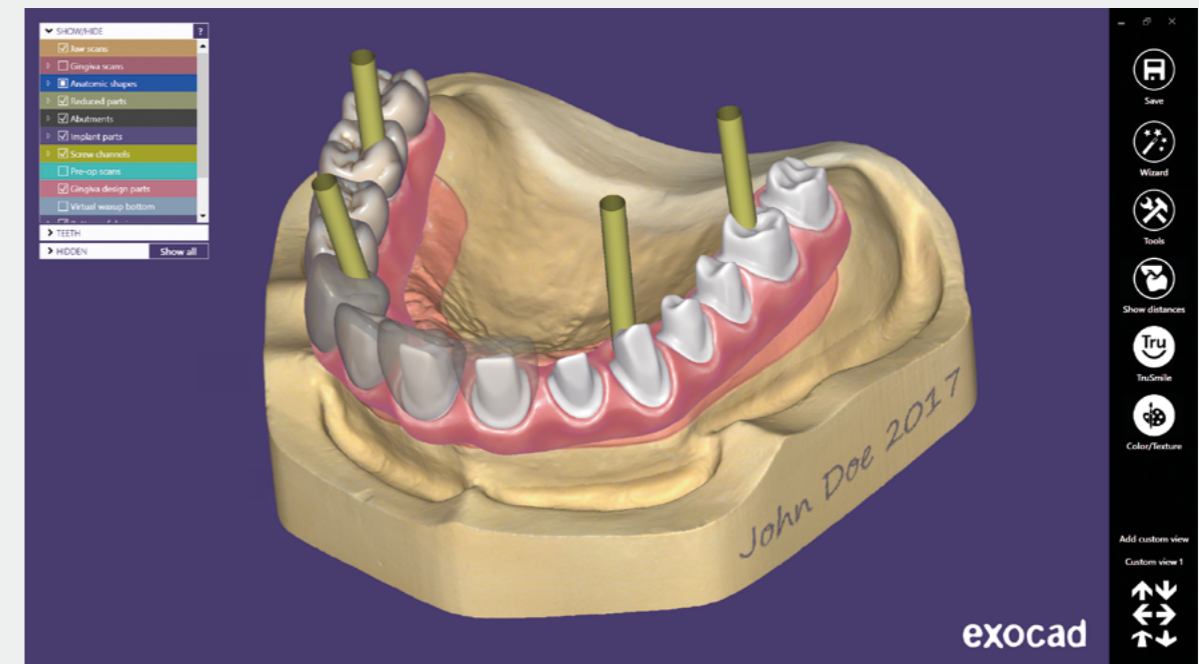
Custom abutments and suprastructure can be designed together in a single CAD session. Since milling parameters for both abutment and suprastructure are correctly considered during the design phase, optimal fitting is possible when producing all parts in one go – without the intermediate step of rescanning the produced abutment in order to design the suprastructure.

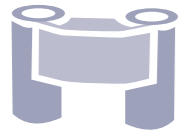
It's your choice whether you mill in-house or send out your files for production. A wide range of in-house milling systems is supported and leading production centers will accept files generated by exocad software.



Flexible design options for various types of implant-based restorations

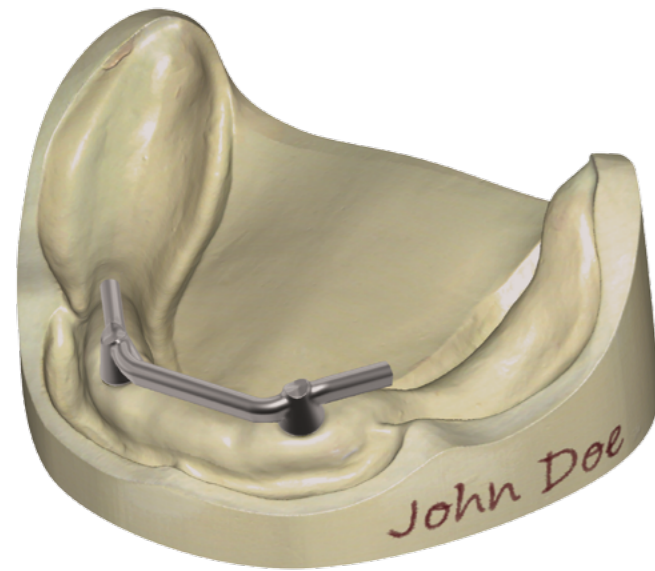
Advanced implant bridge design



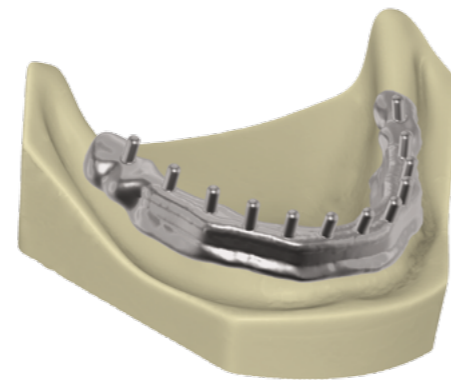


Bar Module

Advanced bar design for both standard and complex bars



Fast design of standard bars



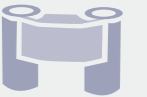
Secondary structure with retentions

exocad's Bar Module allows both fast and easy realization of standard dental bars, as well as advanced custom bar design.

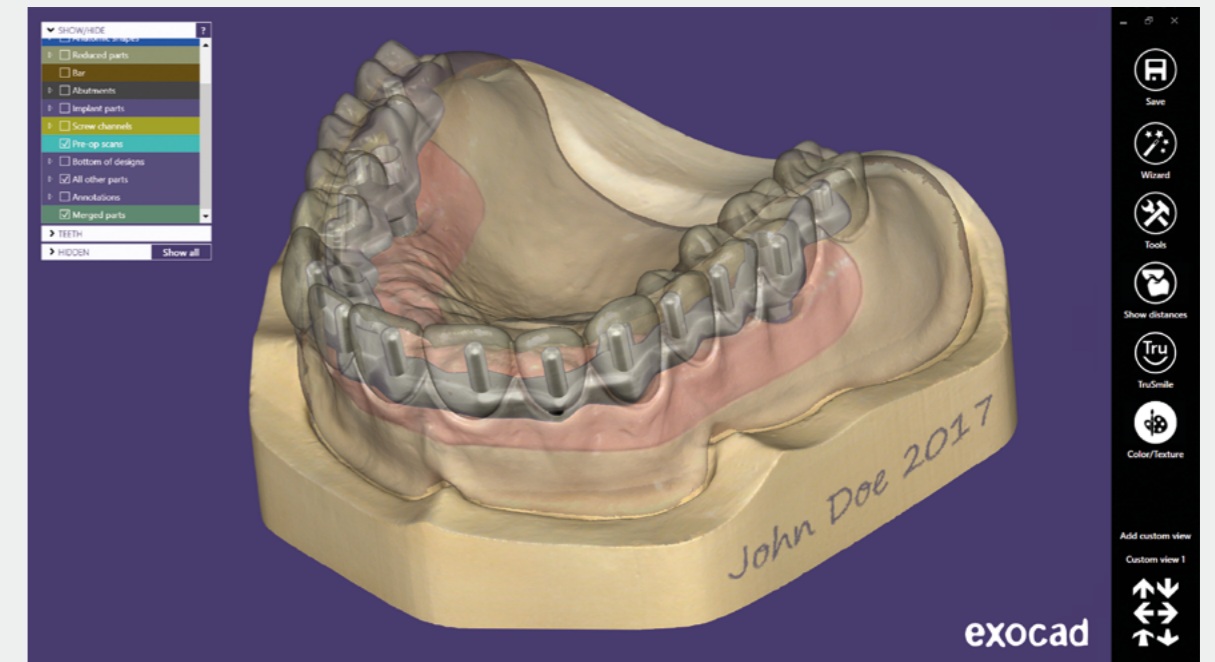
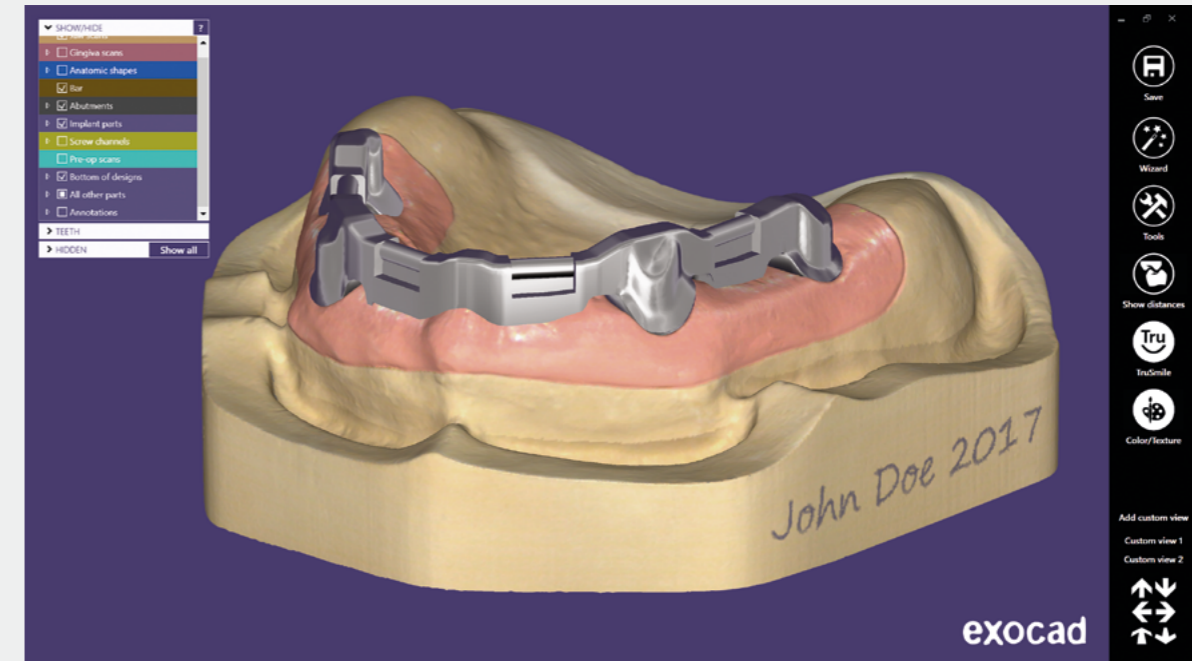
The bar is designed to be supported within the context of full anatomical restorations. Attachments or retentions can be added to the design; cylindrical holes or even arbitrary geometries can be cut out in order to bolt or glue pre-fabricated attachments onto the bar.

Thanks to its elaborate design options, exocad's Bar Module allows you to design dental bars that deal with complex clinical situations gracefully and provide maximum comfort for patients.

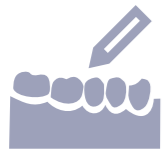
Producing bars with optimal fitting requires an ultra-precise scanning system. Our software features workflow integration with high-precision measurement devices, including tactile scanners, to ensure high process reliability.



Bar with attachments



Bar with retentions



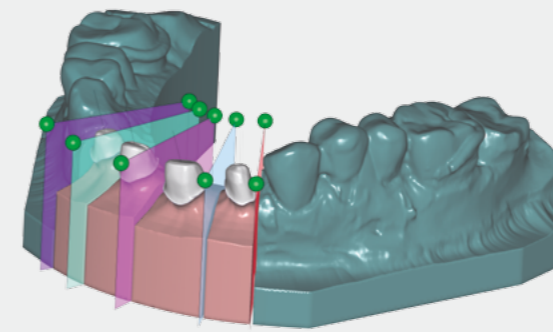

Model Creator

Create physical models from digital impression scans

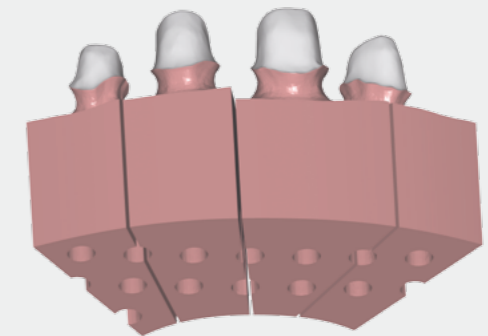
exocad's Model Creator module helps you create physical models from intraoral scan data or impression scans.

Both the design of models with detachable segments (using premanufactured bases) and the design of monolithic models (where only the prepared die is removable) are supported.

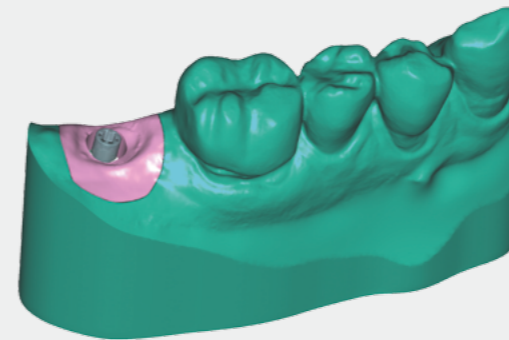
The module supports open STL files by default. So, a wide range of intraoral scanners is supported at no extra charge.



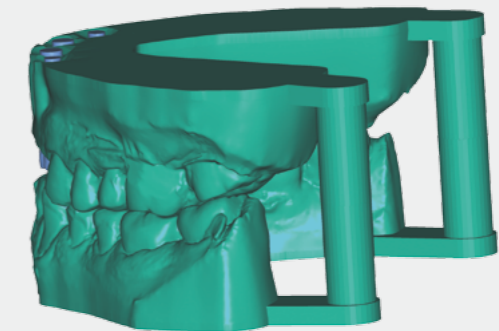
Model with detachable segments



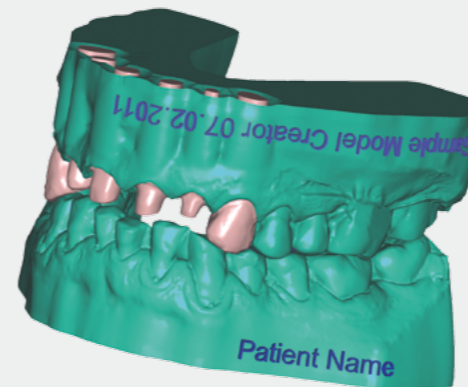
Different model/die styles available



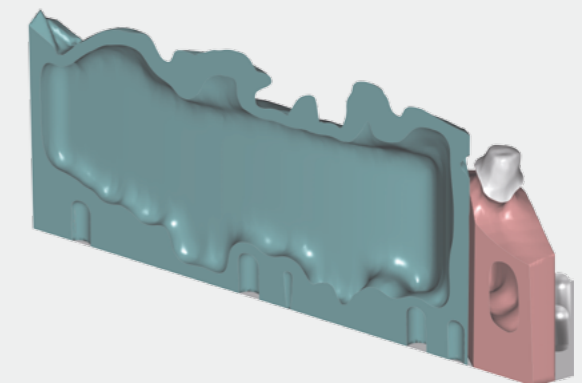
Create models with implant analogs.
Virtual gingiva model design is available soon.




Full arch, upper and lower models



Label your models



Hollow models allow extremely cost-efficient printing



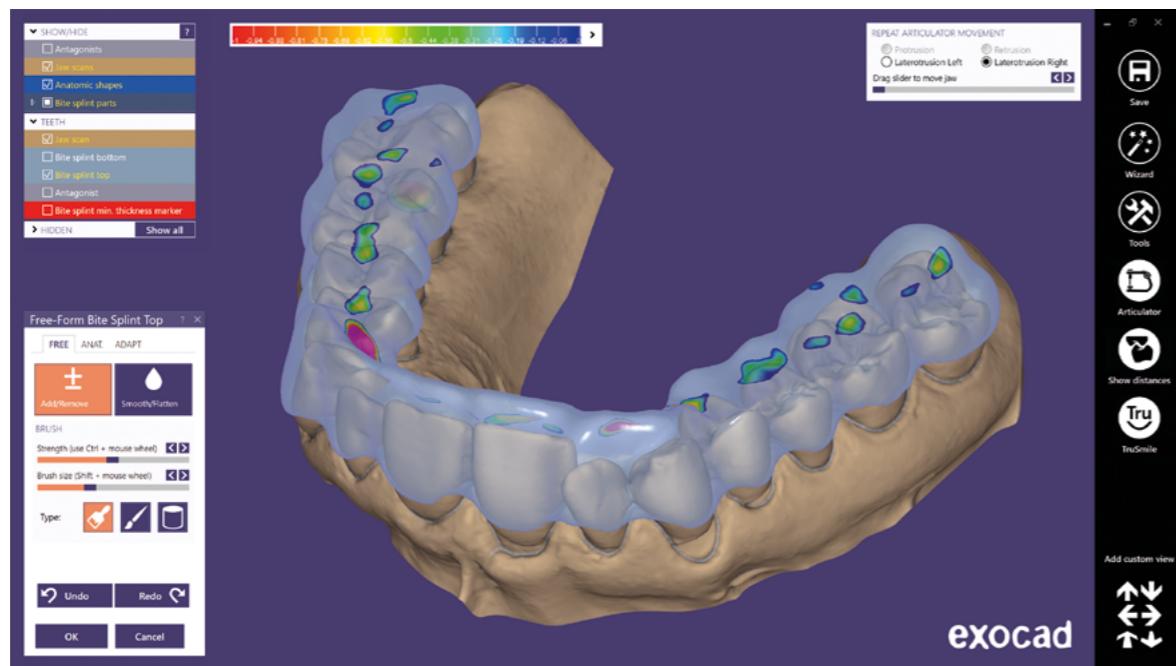
Bite Splint Module

Design night guards



With exocad's Bite Splint Module, therapeutic night guards can be designed quickly and in high quality.

We recommend using a combination of both Bite Splint Module and Virtual Articulator for optimal patient-specific results

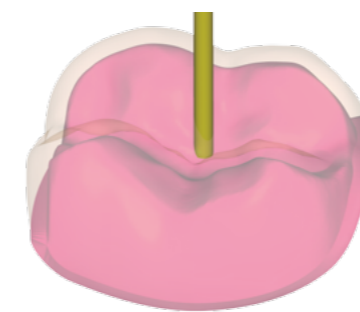
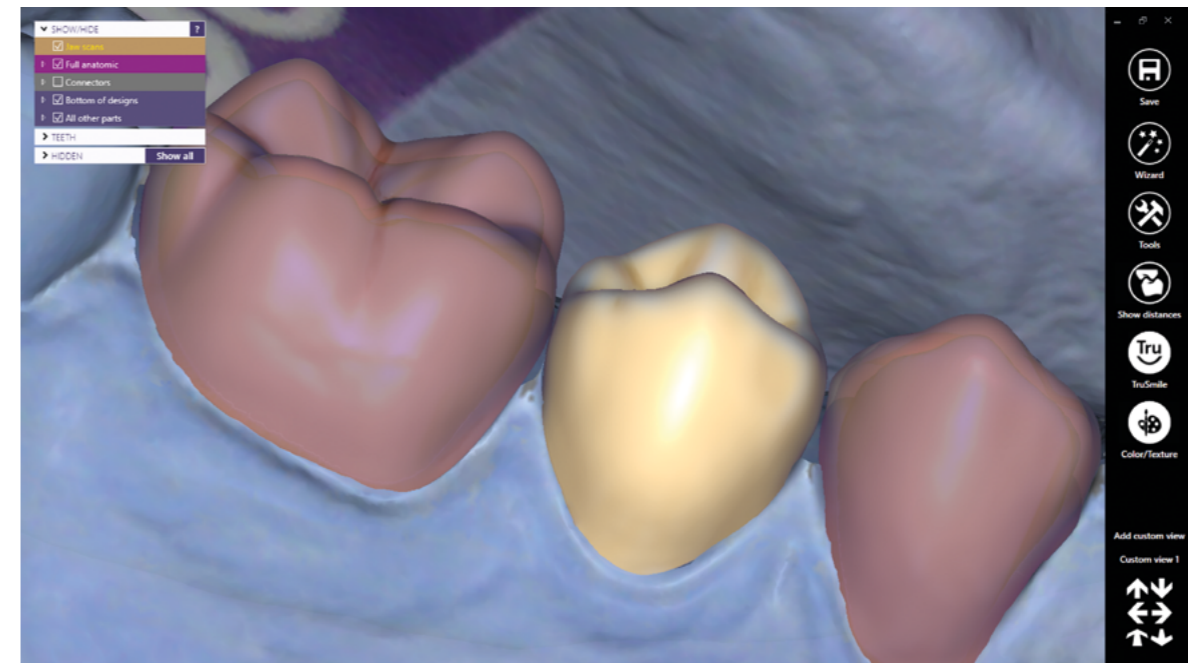


Output files can be either milled or printed



Provisional Module

Create eggshell temporaries from pre-op scans



Individual provisional designed using the eggshell technique

Design individual temporary crowns and bridges using the eggshell technique.

The temporaries are created based on pre-operative scans; the shape of the provisional crown/bridge can either be copied from the original anatomy (if the original tooth is still in reasonably good shape), or the tooth libraries can be used.



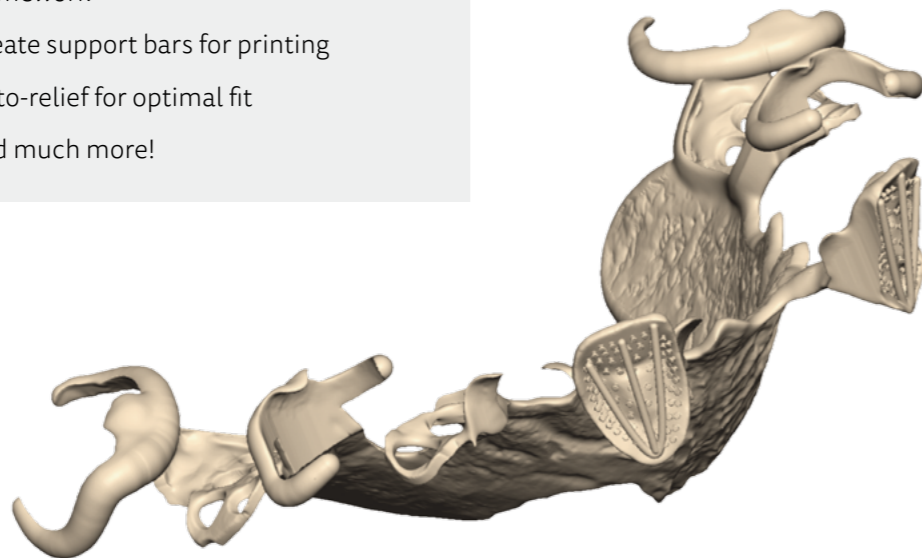
Partial Framework Module

Design removable partial denture frameworks

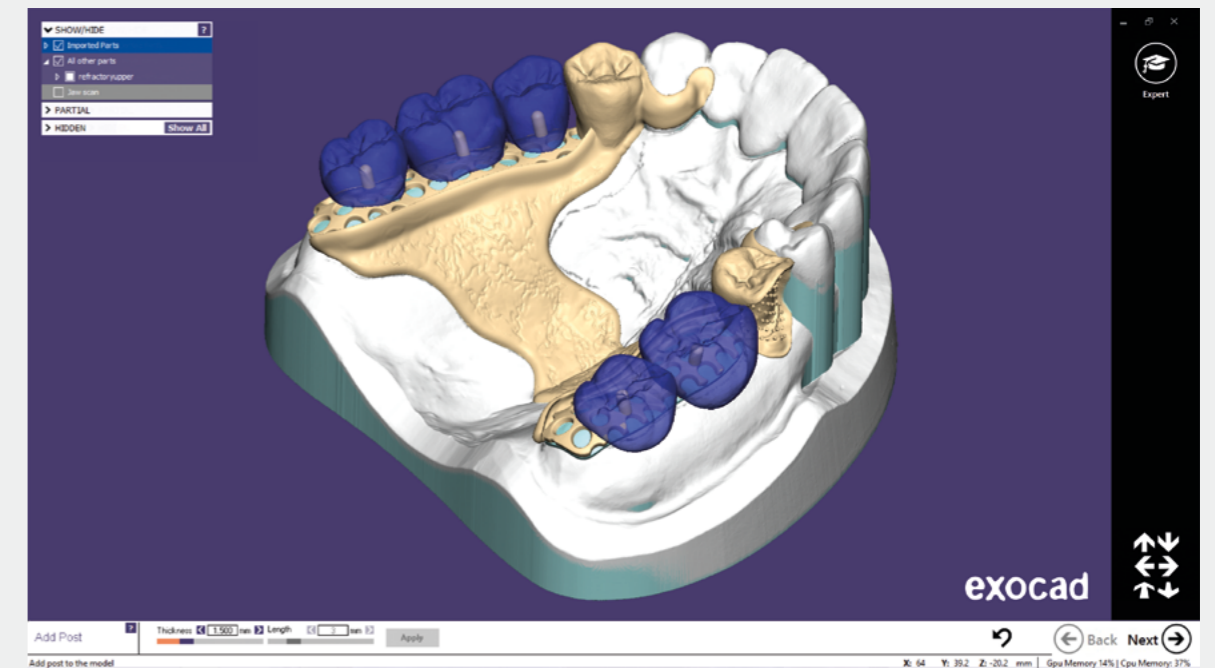
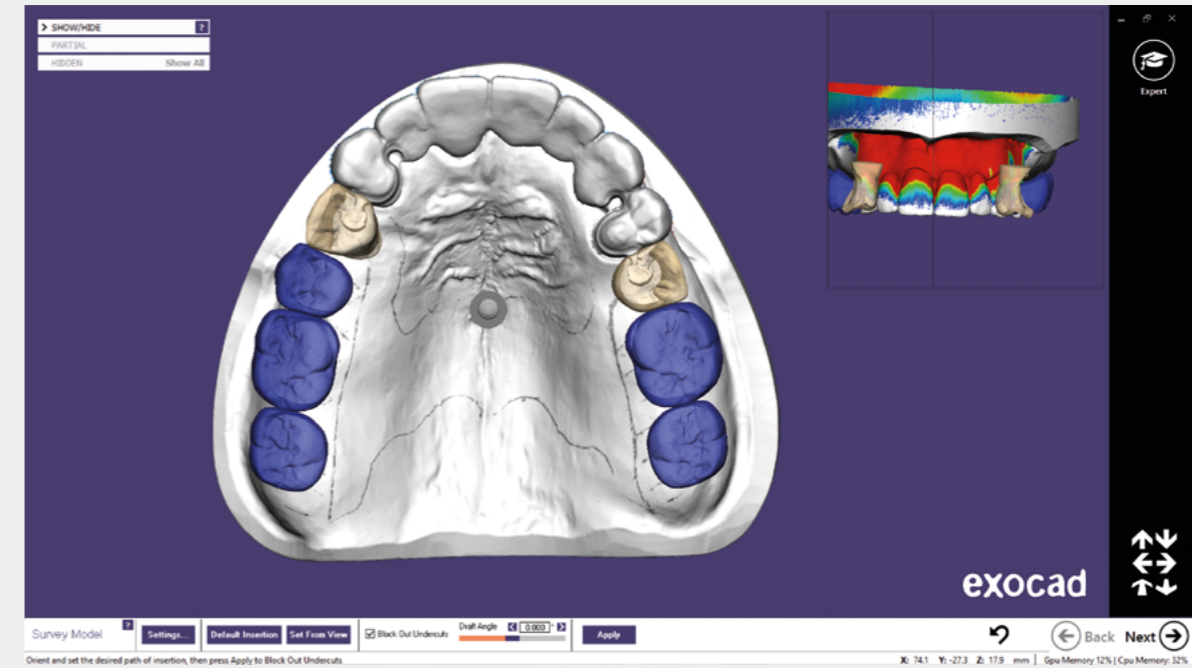
With exocad's Partial Framework Module, exocad provides you with a digital solution to design high quality removable partial denture frameworks.

- Advanced design and customization features for mesh, major connector, clasps, lingual aprons, and finish lines
- Support for I-bar retainers
- Combine partial frameworks with crown and bridge design elements
- Post design with retention
- Add logos and text to the partial framework
- Create support bars for printing
- Auto-relief for optimal fit
- and much more!

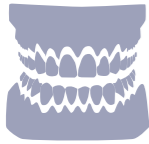
With its outstanding design flexibility, our partial framework design solution meets the requirements of even the most demanding experts in the field.



Take advantage of scans with texture to design the framework as planned



Set up teeth in exocad DentalCAD and combine them with the framework



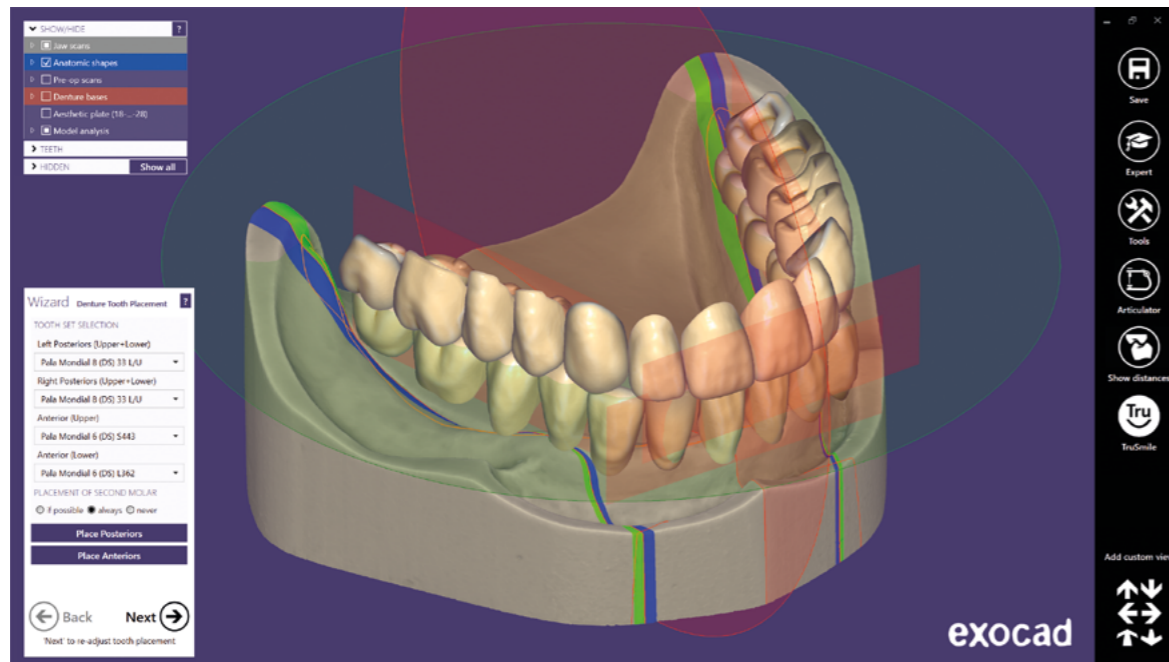
Full Denture Module

Digital design of full dentures

Our new add-on module Full Denture provides a guided workflow to design high aesthetic full dentures.

Model analysis can be performed digitally and the results will be used for an automatic tooth setup suggestion.

The prosthetic can be milled or printed, or produced using a combination of these methods.



Automatic tooth setup suggestion

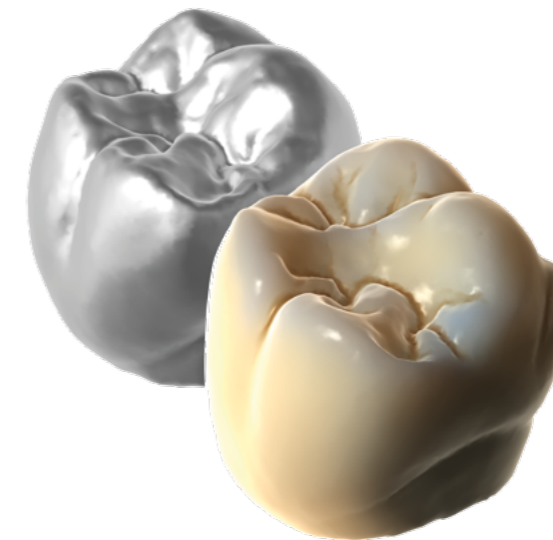


TruSmile Technology

Realistic rendering of dental restorations

exocad's TruSmile Technology provides near photorealistic rendering of dental restorations - in real-time during the design process.

In addition to providing a "What You See Is What You Get" user experience, TruSmile is also a powerful marketing tool for dentists using chairside CAD/CAM systems - e.g. to help convince a patient to opt for a ceramic restoration instead of a metal crown.



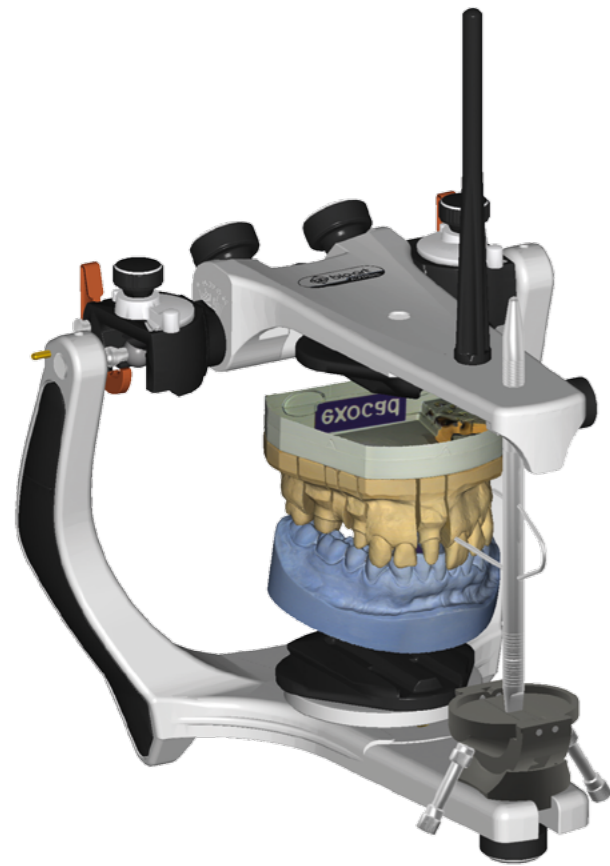
TruSmile with realistic single tooth color selection





Virtual Articulator

Simulate jaw movement and consider dynamic occlusion



Different articulator types available with automatic occlusion adjustment

exocad's Virtual Articulator allows you to consider dynamic occlusion when designing crowns and bridges.

The positioning of the stone models within the physical articulator can be precisely transferred into the software (with the aid of a scanner that

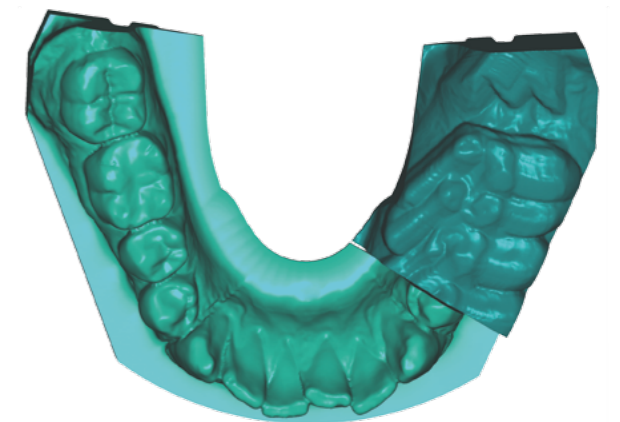
supports virtual articulation as well) for perfect patient-specific results. Parameters such as condylar angle, bennet angle and immediate side shift can be adjusted as with a physical articulator. To import jaw measurement from devices, the Virtual Articulator module can be combined with the Jaw Motion Import module.



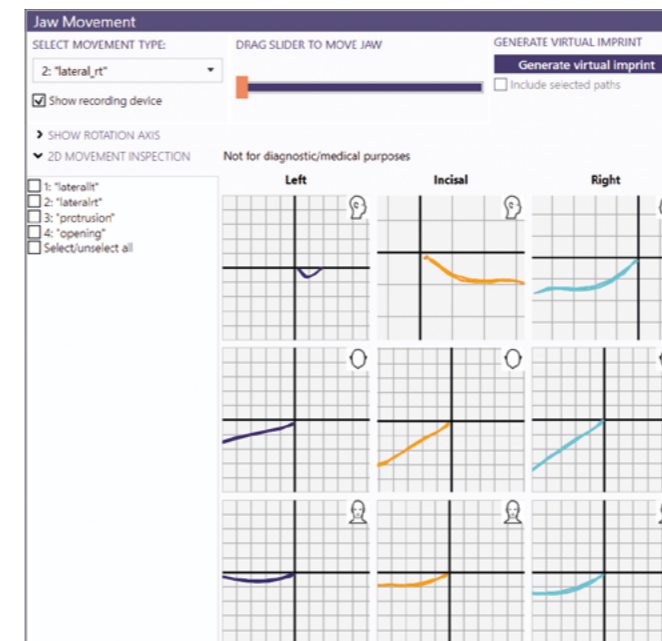
Jaw Motion Import

Import jaw measurement from devices

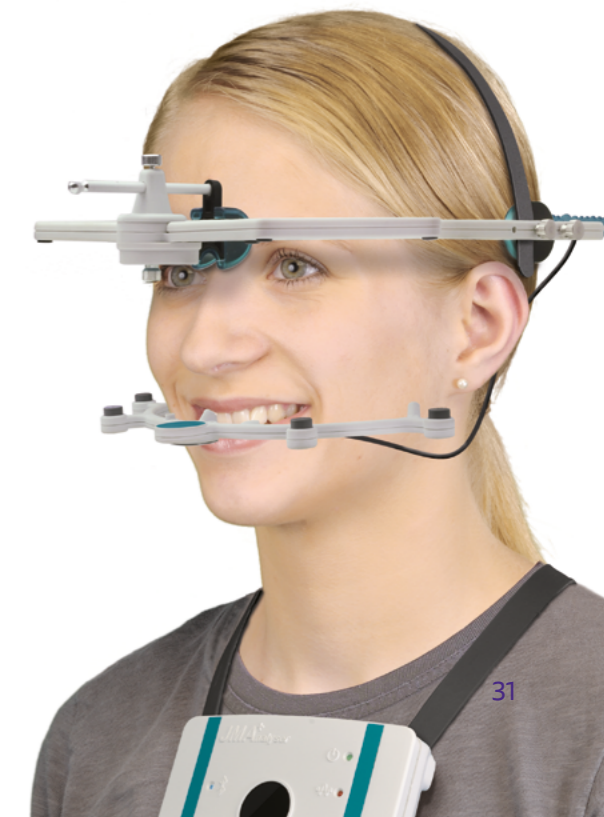
The Jaw Motion Import module allows you to import jaw movement registration data from external devices such as the JMA system from Zebris. The module works in combination with the Virtual Articulator module.



For experts: combine with Model Creator to create innovative, semi-dynamic physical models



Transfer of the patient's actual, dynamic jaw movements into the software. Play them back and create restorations that consider the true movements.

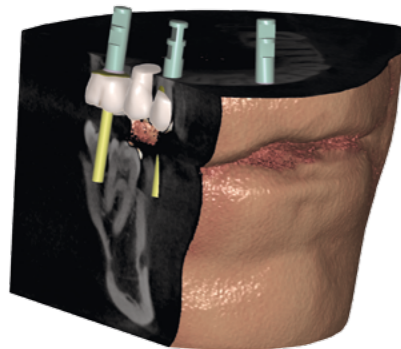




DICOM Viewer

Visualize voxel CT data during the design process

exocad's DentalCAD platform includes an integrated DICOM Viewer* that allows you to visualize voxel data from CT machines during the design of dental restorations.

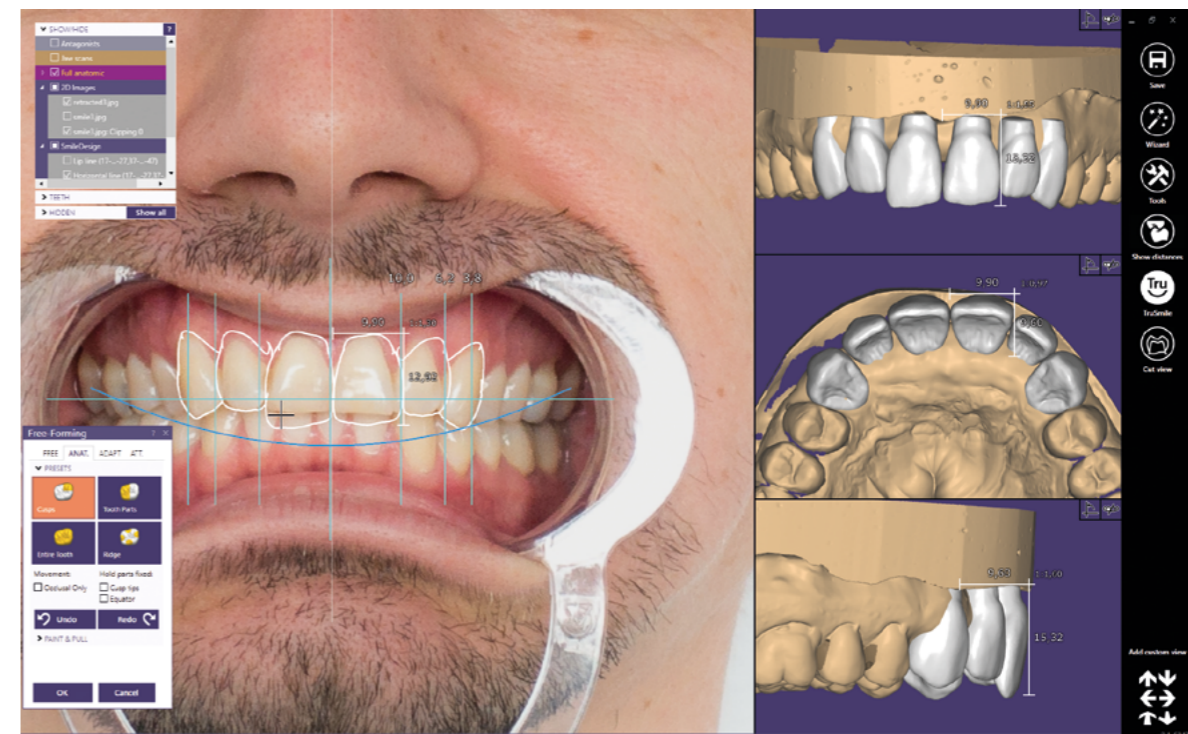


Smile Design

Combine patient photos, outlines and 3D situations

With the upcoming Smile Design Module, exocad provides an easy solution for aesthetic planning that leads to more predictable results.

- Load patient photos
- Match the photos with the scanned 3D situation
- Automatically add and edit guidelines
- Select tooth shapes from our extensive library
- Edit outline shapes on the 2D image
- Design in 2D and see the 3D result in real-time from various angles





Tooth Library


Extensive library of beautiful natural teeth

exocad DentalCAD ships with a variety of tooth libraries.


For those who would like even more choice, an additional extensive library of beautiful natural teeth is available as a reasonably-priced add-on.

With the module purchase you'll get a total of:

- 61 sets of upper arch anterior teeth
- 19 sets of lower jaw anterior teeth
- 19 sets of upper arch posteriors
- 19 sets of lower jaw posteriors



The library includes the "Anteriores" collection of anterior teeth by Dr. Jan Hajtó. A whole range of additional tools that can help dental technicians and clinicians in their daily work. The library is available from third parties: Books and even physical models.



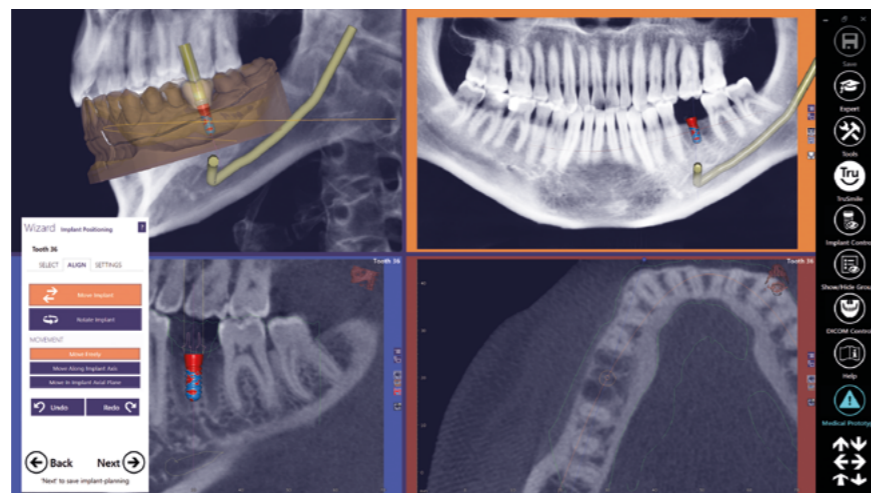


exoplan

An integrated solution for 3D implant planning

The new software exoplan supports the pre-operative planning of dental implants and uses the visualization of the implant placement within images of the patient's anatomy.

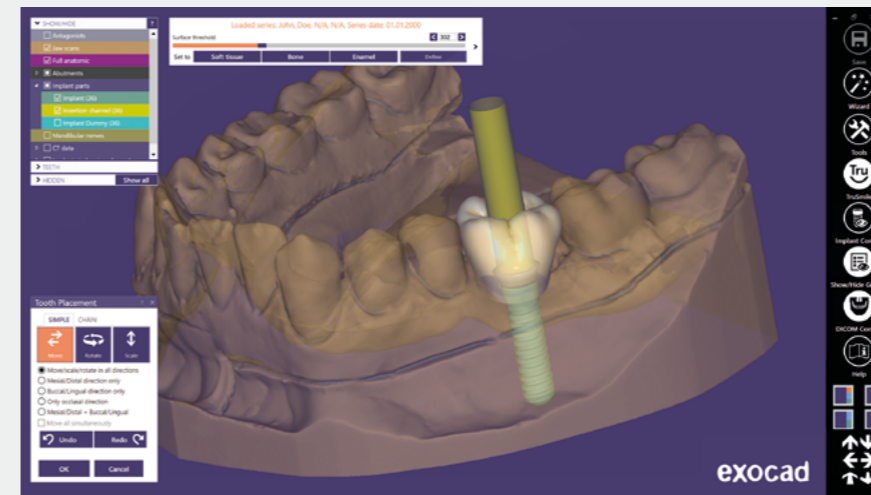
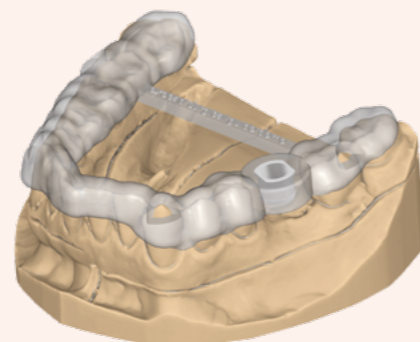
The process is based on CT/CBCT datasets originating from other medical devices, and can be supported by optical scans of the patient's anatomy as well as a virtual prosthetic proposal. exoplan allows a full planning process as well as export of geometrical data to be used for the manufacturing of surgical guides.



Preview

Surgical Guide Design

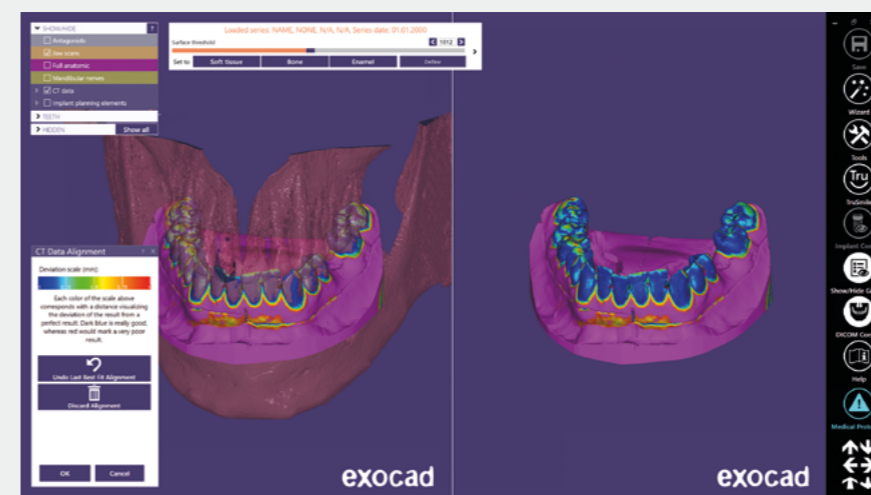
With our upcoming Surgical Guide Design Module, you can design different types of drill guides, based on implant positions planned in exoplan, and scans of a stone model.



exoplan is seamlessly integrated with exocad DentalCAD

We've applied our expertise in creating easy-to-use, accessible digital dentistry solutions to the area of implant planning.

- Optimal planning of implant positions
- Load DICOM data from a wide selection of CT/DVT machines
- Advanced 2D and 3D visualization
- Easy matching of optical scan data and CT/CBCT data
- Multiple analytical features
- Straightforward workflow
- Step-by-step user guidance through the entire process
- Seamlessly integrated with exocad DentalCAD



Easy matching of optical scan data and CT/CBCT data



exocad Ortho Archiver

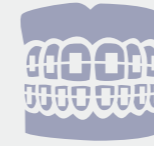
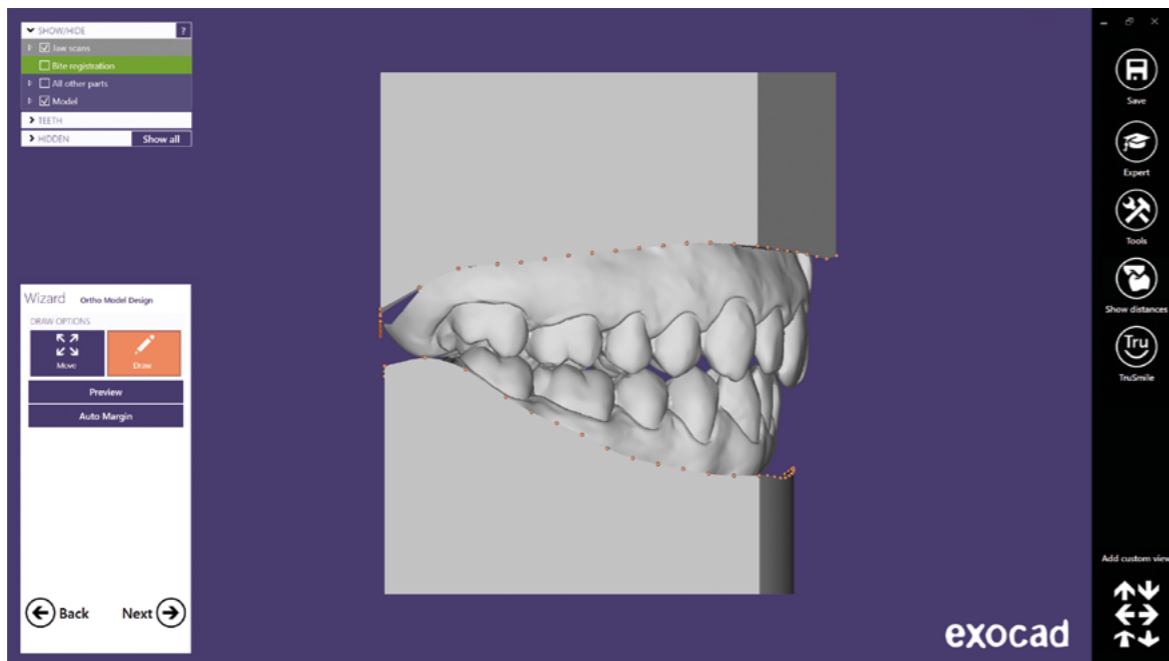
An integrated solution for orthodontic indications

exocad Ortho Archiver is our upcoming solution for the creation of orthodontic archive models.

We're bringing exocad's strengths to the orthodontic world:

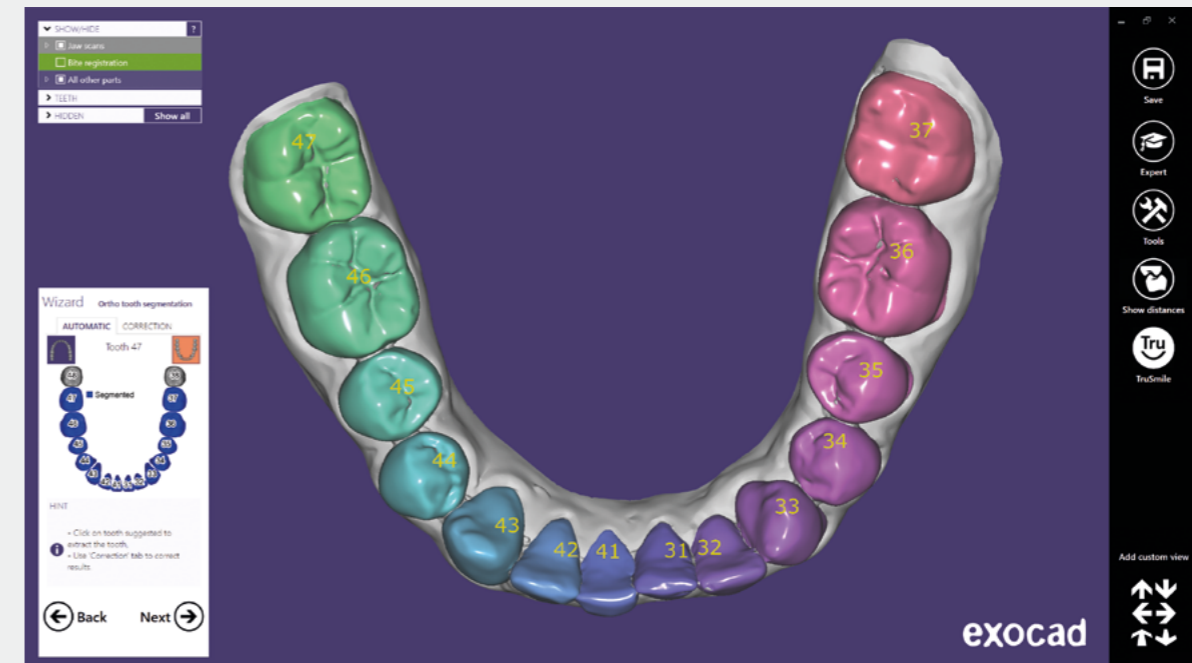
- Intuitive usage and fast results, thanks to a high level of automation
- Excellent integration with third-party hardware, including intraoral and impression scanners
- Open platform

Interactive study model design



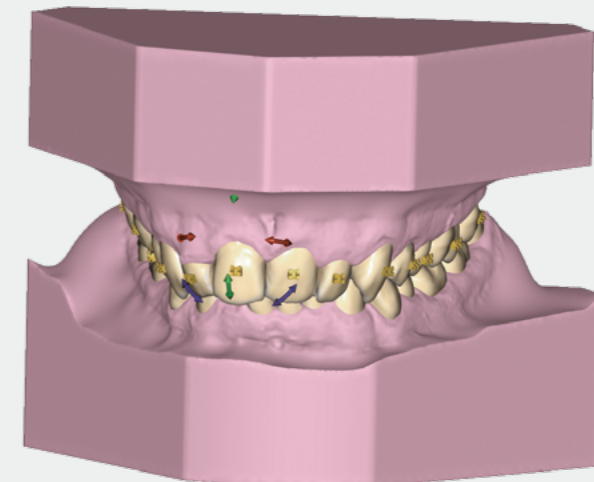
exocad Ortho

Additional ortho modules for virtual tooth setups, bracket placement, and more will be available further on.



One-click tooth segmentation

exocad's ortho modules can be used together with TruSmile Technology, for near photorealistic tooth rendering






exocam

State-of-the-art CAM technology

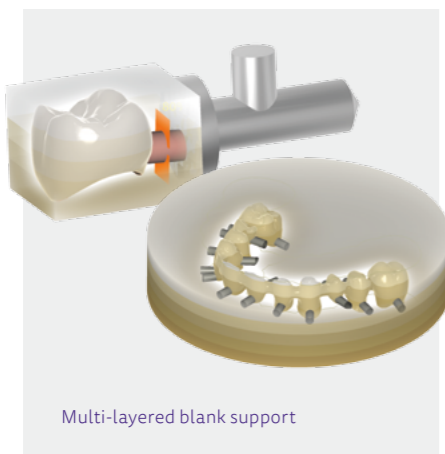
Perfect integration, outstanding results – exocam makes milling easier than ever before.

With exocam, even novice users can take advantage of state-of-the-art CAM technology – seamlessly integrated with our CAD software products. exocam provides you with everything you need for a smooth workflow in the day-to-day running of a dental lab.



exocam supports production using premill/preform abutment libraries

Different preform holders are supported



Multi-layered blank support



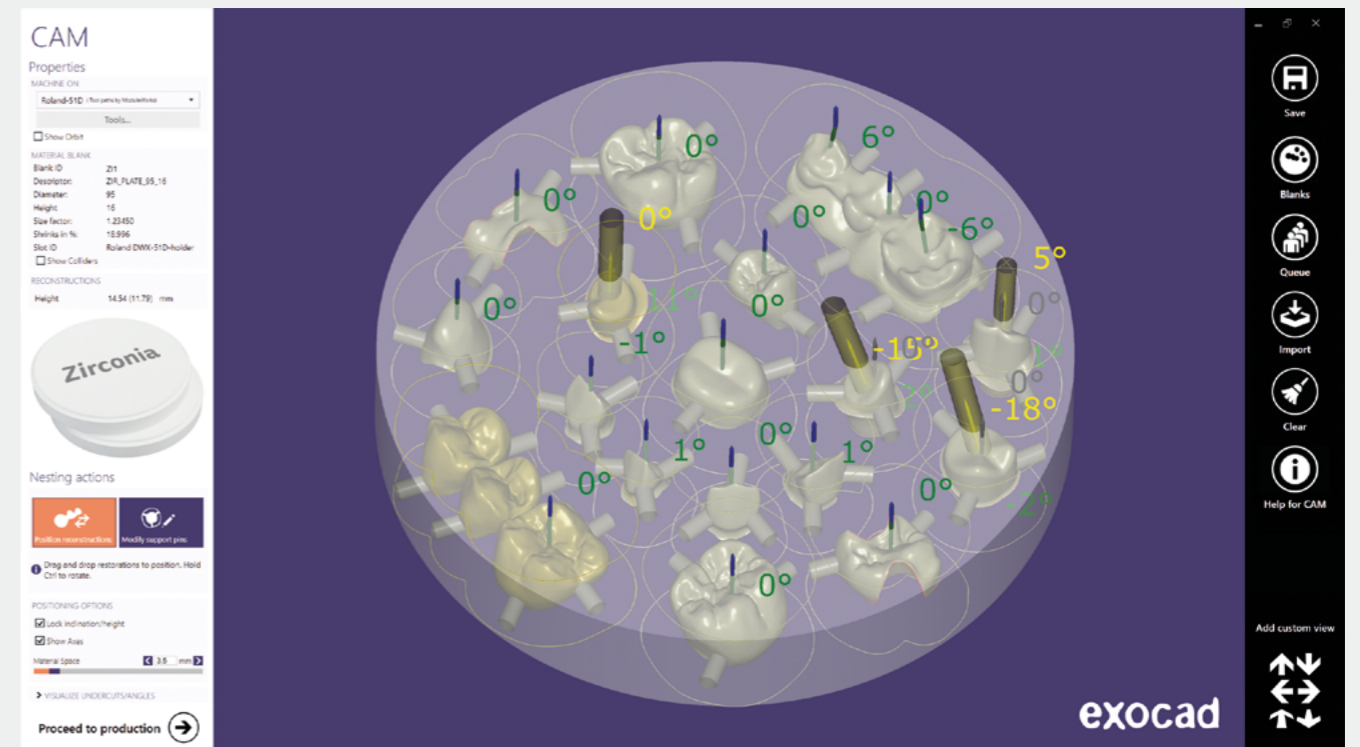
Preview

Multi-layer blanks can be visualized realistically during CAD design, thanks to our TruSmile Technology



exocam features:

- Nesting of designs within material blocks
- Production queue management
- Material block management
- Automated toolpath creation
- Visualization of toolpaths and milling simulation



Milling setup made simple with exocam's easy-to-use interface

Not yet using exocam?

Keep in mind that thanks to our open, XML-based exchange formats, exocad DentalCAD and exocad ChairsideCAD can be easily integrated with other CAM products. Visit our website for further information:

exocad.com/oem-integration/cam-integration



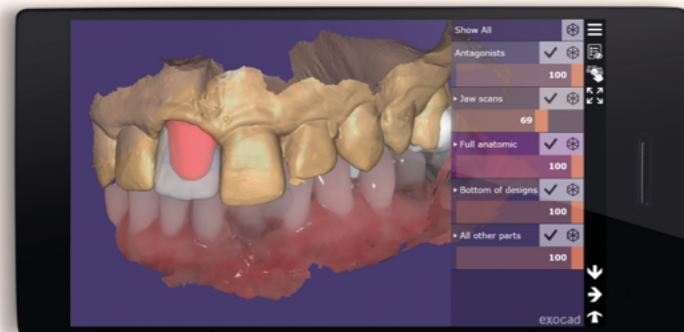
dentalshare

Fast, secure, and easy communication

It's more than just "upload to milling center"; we aim to cover the full spectrum of multi-directional digital communication between clinicians, dental technicians, production centers for you.

dentalshare enables distributed workflows and efficient online collaboration. We use next-generation compression technology, combined with a robust transfer protocol, so that even big datasets travel through unreliable mobile network connections and restrictive firewalls with ease. For example, the recipient can start downloading a large file before the sender has finished uploading it. All transfers utilize state-of-the-art encryption technology and are fully verified once received.

For maximum reliability and fast network throughput, exocad operates its own redundant, distributed server infrastructure with multiple gigabit internet connections and server locations around the world.



New

Webview

Send true 3D previews that can be viewed directly in your web browser*.

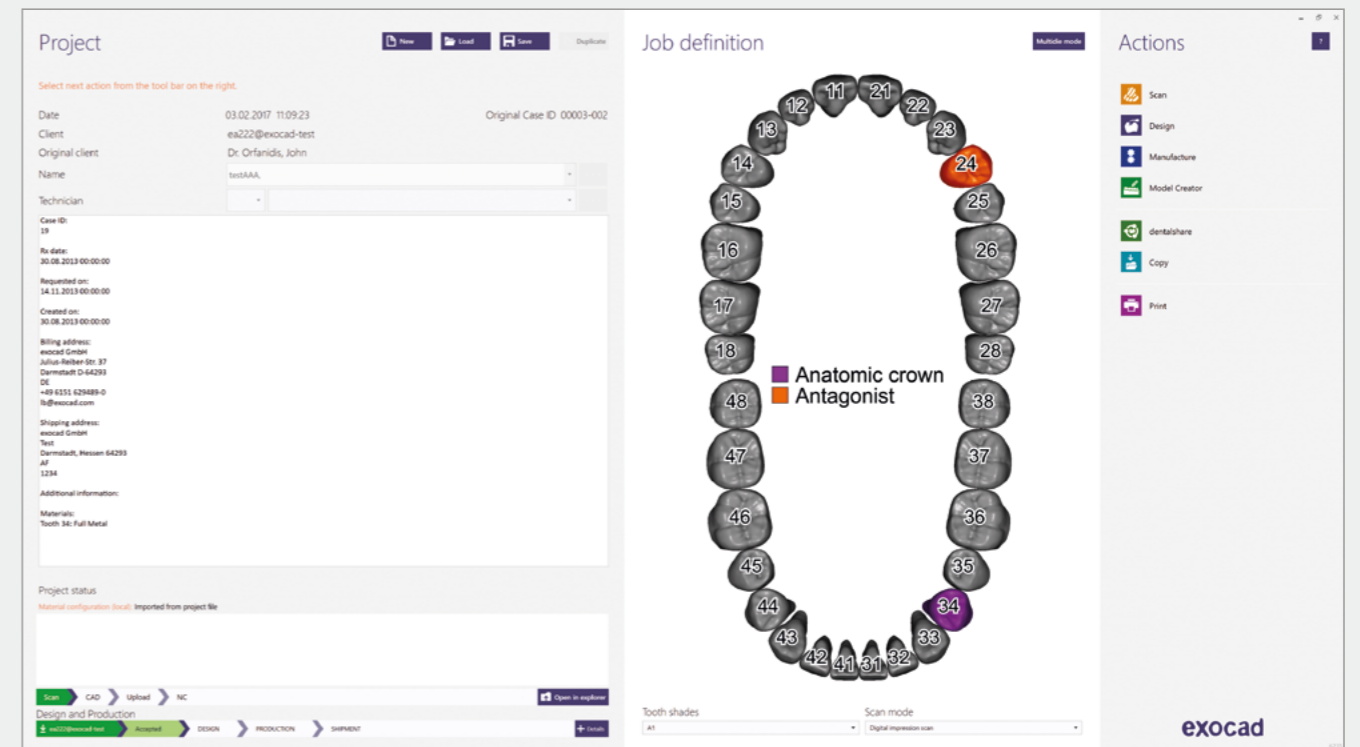
Try it now: webview.dental/demo



Enable rapid collaboration by exchanging cases from within the exocad software platform.

No per-transfer fees*, no commission

With dentalshare, we won't gnaw away at your profit margin. There's no per-transfer fee, nor do we accept commissions from production centers.



Transparency and privacy

As a dentalshare user, you're in complete control of what data is being sent, and when. We know some information you will not want to share with the recipient of your dataset. For example, a dental technician sending a dataset to another lab for milling might not want to disclose the dentist he works for.

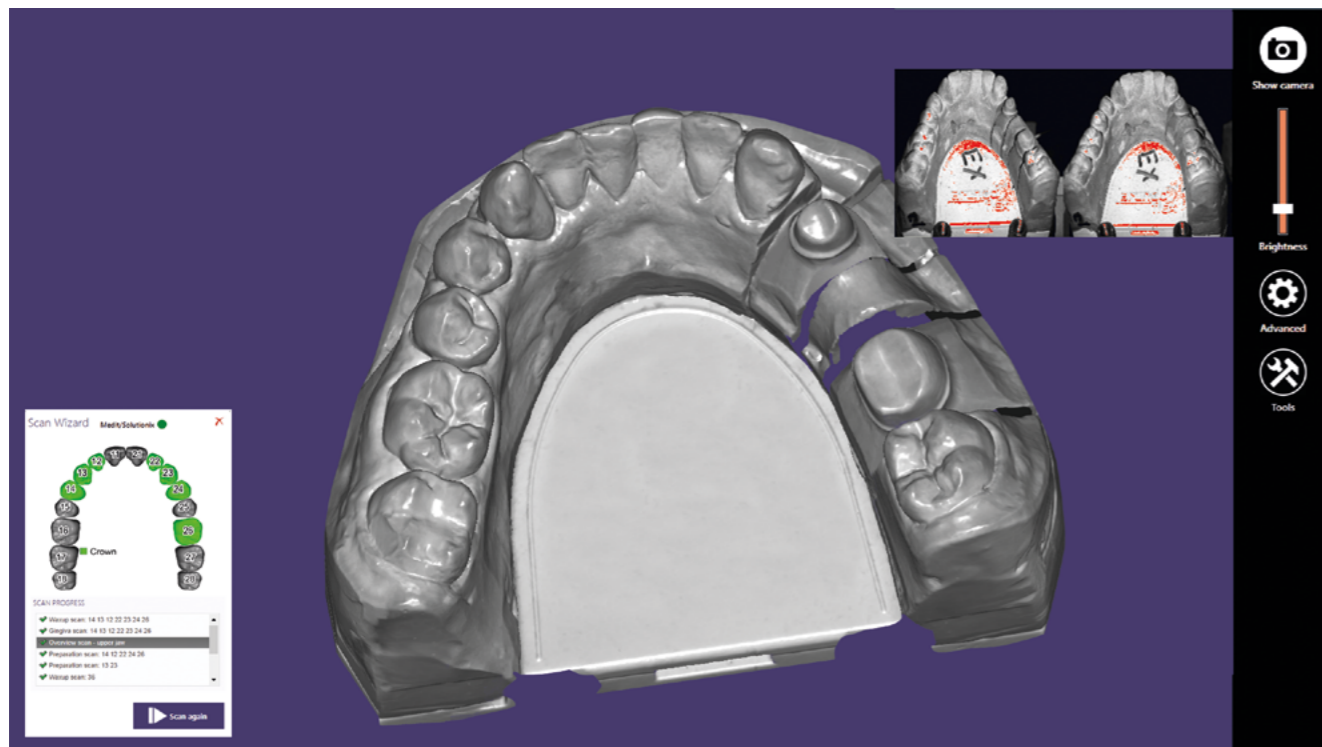


exoscan

Seamless scanner integration with exocad DentalCAD

exoscan is a full-featured dental scanning solution, designed to work with a wide variety of scanners and scan technologies.

It provides 100% seamless integration between scanning and CAD. Scanning and designing is handled in the same application.



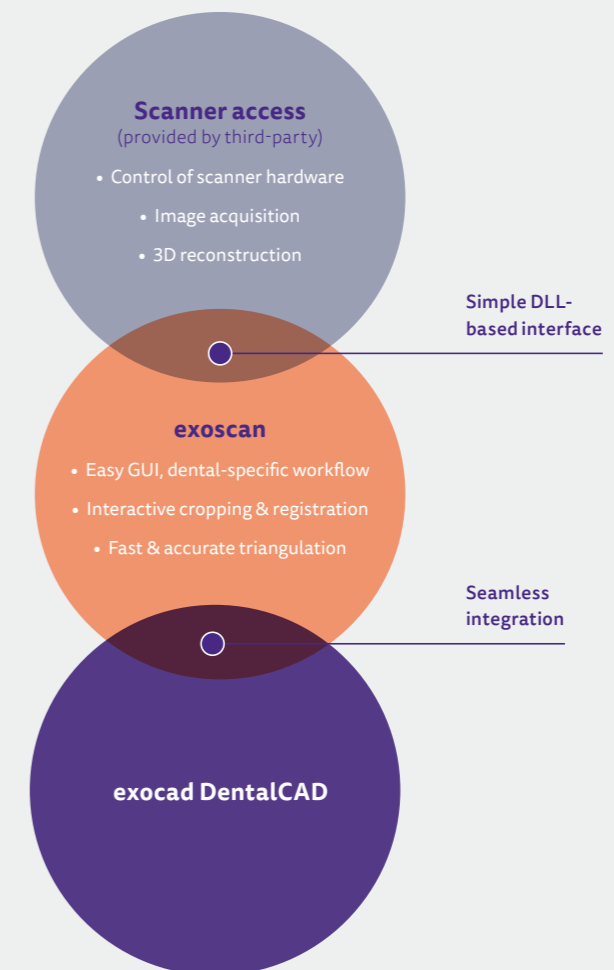
For scanner manufacturers

Are you a provider of 3D scanning solutions and would you like to make your technology available to the dental market?

With exoscan, exocad can help you integrate your scanner with our dental CAD platform, with an easy-to-use, perfectly integrated graphical user interface (GUI).

exoscan complements exocad's classic XML-based scanner workflow integration for an even more seamless user experience. More and more scanners are being integrated with exoscan. exoscan is also suitable for integrating legacy dental scanners (i.e. scanners developed for use with other CAD software) with exocad DentalCAD.

exoscan is applicable for both intraoral and desktop scanners.



Start your future today

Purchase exocad through one of our many partners

Rather than selling directly, exocad instead partners with various manufacturers and packages its software, tailored for you, into their systems.

Our resellers provide their customers with extensive training and competent support. For product support, offers or more information please contact one of our partners. Find your partner at [exocad.com/partners](https://www.exocad.com/partners)

Integrated solutions powered by exocad

Thanks to partnerships with leading dental scanner manufacturers, exocad DentalCAD is the basis for CAD/CAM systems with smoothly integrated workflows – while still leaving the freedom to choose from many different 3D scanners. From inexpensive laser scanners to high-precision devices using structured light, conoscopic holography, or tactile technology: **You are free to choose what is best for your budget and accuracy requirements.**

All listed scanners come either with file-based integration and/or exoscan integration. A file-based integration enables an easy workflow integration between exocad DentalCAD and the scanner software. exoscan provides 100% seamless integration between scanning and CAD. Scanning and designing is handled in the same application. For more details visit [exocad.com/oem-integration/](https://www.exocad.com/oem-integration/)

Desktop scanners

with workflow integration and exoscan support

COMPANY	SCANNER	COUNTRY	URL
CADstar	CS ULTRA; CS ULTRA PRO; CS ULTRA ORTHO	Austria	cadstar.dental
DOF Inc.	Freedom; Swing	Korea	dof-lab.com
GC Tech. Europe N.V.	Aadva Lab Scan	Belgium	gctech-europe.com
GT Medical	SCAN-FIT 2 (SF2)®	Spain	gt-medi
Medit Co., LTD	Identica; Identica Blue & Hybrid	Korea	meditdental.com
Open Technologies S.r.L.	REVENG 3D Dental Scanner; SinergiaSCAN	Italy	scanner3d.it
Renishaw PLC	DS 10 (Incise)	UK	renishaw.com
Steinbichler Optotechnik GmbH	Scan ST I+II	Germany	steinbichler.de

with workflow integration

COMPANY	SCANNER	COUNTRY	URL
AGE solutions S.r.L.	Maestro 3D	Italy	age-solutions.com
DIPRO	DORA	Japan	dipro.co.jp
Imetric 3D GmbH	IScan D104, D104i; IScan L1 Series	Switzerland	imetric.com
Optical Metrology Ltd.	Dental CAD/CAM Scanner	Israel	optimet.com
protechno	Ceratomic EVO	Spain	protechno.com
Shining3d Tech	AutoScan 3D Dental Scanner	China	shining3d.com
smart optics Sensortechnik GmbH	Activity series	Germany	smartoptics.de
Zfx GmbH	Evolution	Germany	zfx-dental.com
Zirkonzahn	S600 ARTI	Italy	zirkonzahn.com

Intraoral scanners

with direct import

COMPANY	SCANNER	COUNTRY	URL
3M	True Definition Scanner	USA	3m.com
Cadent	Cadent iTero	USA	itero.com
Carestream	CS3500; CS3600	USA	carestreamdental.com
GC Tech. Europe N.V.	Aadva™ Intraoral	Belgium	gctech-europe.com

Face scanners

COMPANY	SCANNER	COUNTRY	URL
pridenta	priTi®face	Germany	pridenta.com
Zirkonzahn	FaceHunter	Italy	zirkonzahn.com

About exocad

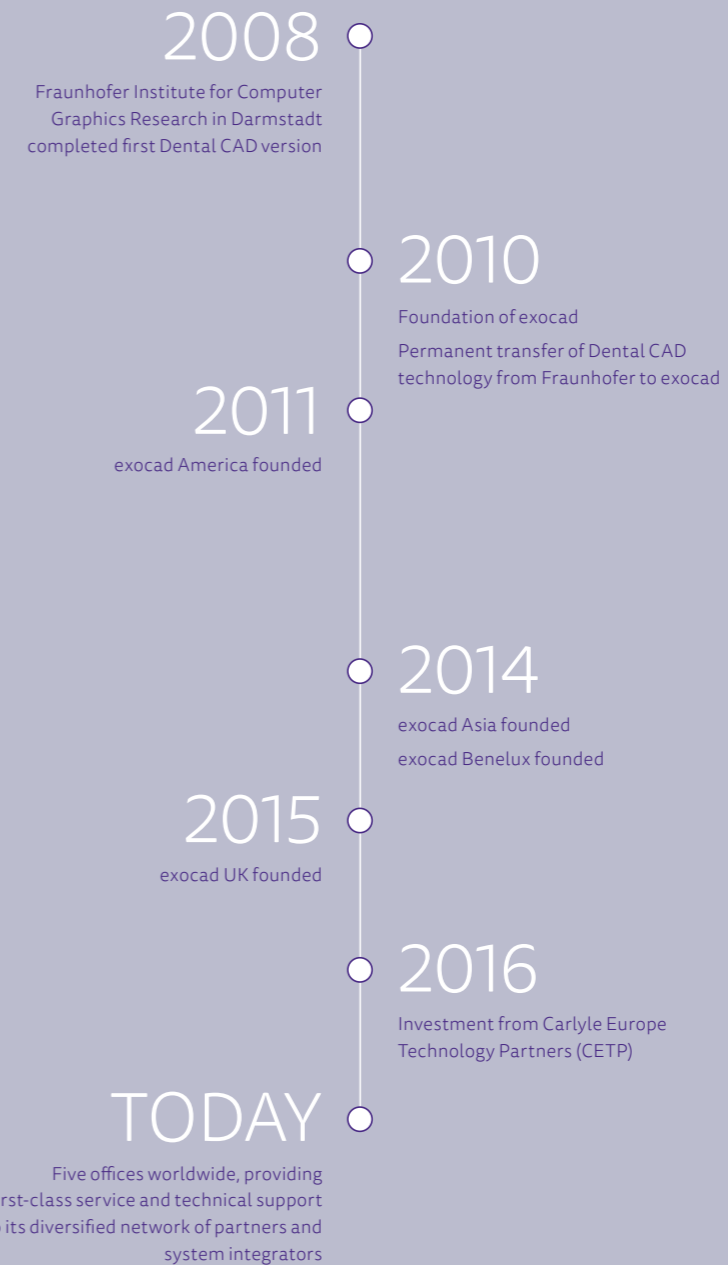
exocad: The truly independent software provider for the dental CAD/CAM industry

exocad GmbH is a dynamic and innovative dental CAD/CAM software company committed to expanding the possibilities of digital dentistry and providing its distribution partners flexible, reliable, and easy-to-use software. exocad's technology enables system integrators to turn equipment into comprehensive, class-leading solutions.

exocad was founded in 2010 as a spinoff of the world-renowned Fraunhofer Organization. At that time, Fraunhofer's Dental CAD technology was transferred to exocad, where development has continued actively ever since. For over seven years, exocad's dedicated team of engineers and researchers has consistently delivered state-of-the-art innovations to the dental industry.

In 2016, exocad received an investment from Carlyle Europe Technology Partners (CETP), while Fraunhofer exited its stake. Supported by Carlyle's global network, exocad aims to further drive its dynamic growth, and strengthen its position as an independent and innovative technology provider.

Today, exocad has five offices worldwide, providing first-class service and technical support to its diversified network of partners and system integrators. exocad's products are used in over 120 countries, and tens of thousands of dental professionals trust exocad's technology.



Labs in ...
120
countries
use exocad products

More than ...
25,000
installations worldwide

Where to find us

exocad offices worldwide

Headquarters Germany

exocad GmbH
Julius-Reiber-Straße 37
64293 Darmstadt
Germany

Tel: +49 61 51 / 629 48 90
Fax: +49 61 51 / 629 48 99
info@exocad.com

America

exocad America, Inc.
600 W. Cummings Park, Suite 4100
Woburn, MA 01801
USA

Tel: +1 855-EXO-4CAD (396-4223)
Fax: +1 617-963-1506
info@us.exocad.com

Asia

exocad Asia Ltd.
Room 1020-21A, Ocean Centre
5 Canton Road, Tsim Sha Tsui
Kowloon
Hong Kong

Tel: +852-375 24160
Fax: +852-375 24036
info@asia.exocad.com

Benelux

exocad Benelux S.à.r.l.
2, rue de Drinklange
L – 9911 Troisvierges
Luxembourg

Tel: +352 278061 456
Fax: +49 61 51 / 629 48 99
info@exocad.com

UK

exocad UK Ltd.
Queensway Business Centre
Middlesbrough, TS3 8BQ
UK

Tel: +44 1642 843 016
info@exocad.com

Imprint

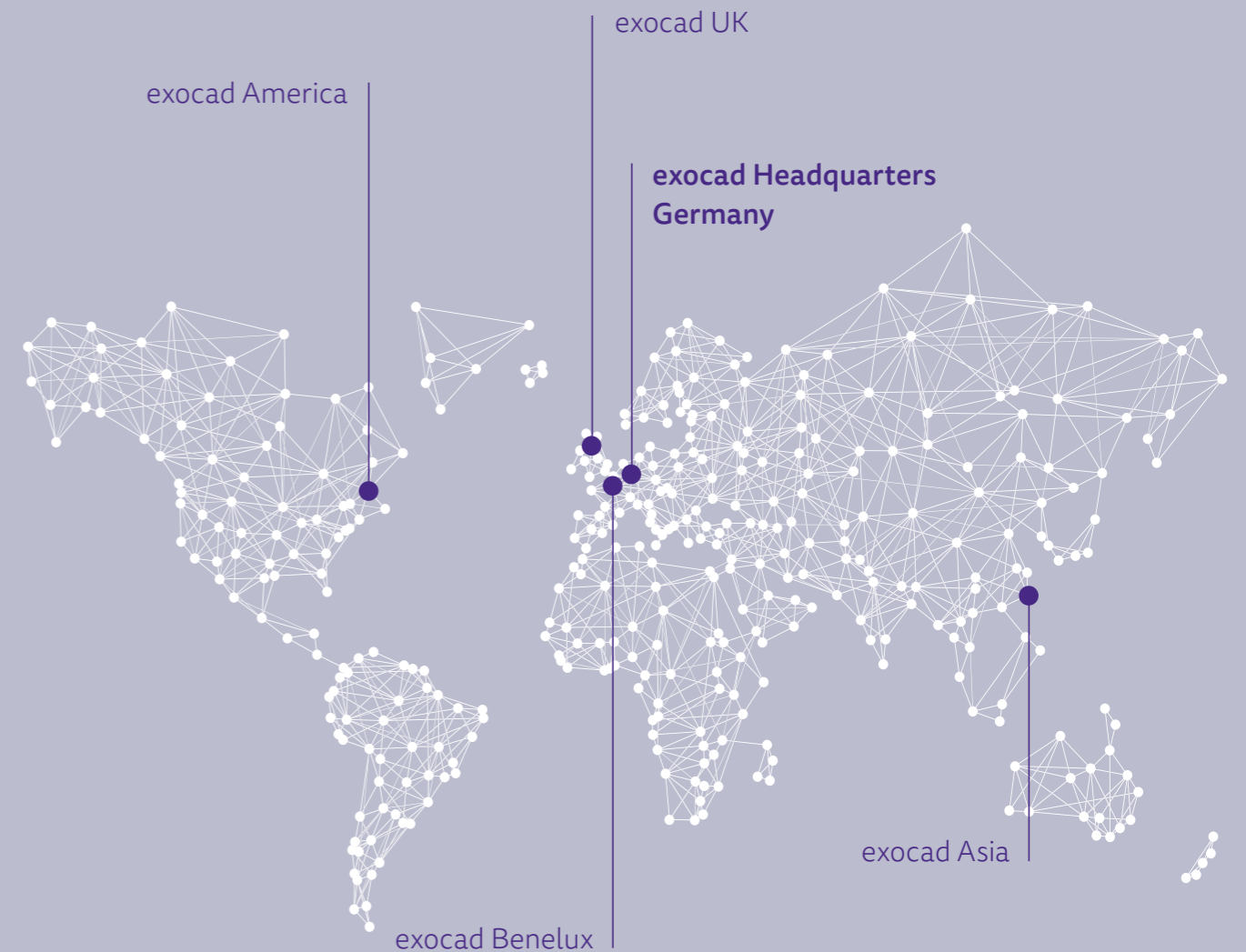
exocad GmbH
Julius-Reiber-Str. 37
D-64293 Darmstadt
Germany

General Managers: Maik Gerth, Tillmann Steinbrecher,
Commercial register: HRB 88704
Place of jurisdiction: Amtsgericht Darmstadt,
VAT No. according to § 27a German Value
Added Tax Act: DE269596011

phone: +49 61 51/629 489-0
email: info@exocad.com

Responsible in the sense of press law:
Tillmann Steinbrecher
(Julius-Reiber-Str. 37, D-64293 Darmstadt, Germany,
phone: +49 61 51/629 489-0, email: info@exocad.com)

The product names used in this brochure
are for identification purposes only. All
trademarks and registered trademarks are
the property of their respective owners.



exocad

Your exocad dealer

No dealer stamp here? Please visit [exocad.com/partners](https://www.exocad.com/partners)